

NRHA



HANDBOOK
2026-2027

THIS RIGHT HERE IS REINING



Signature

**THIS
RIGHT
HERE
IS REINING**

NRHA 

Foreword

The National Reining Horse Association is a non-profit organization dedicated to the promotion of the Reining Horse. The Association was formed in 1966 to encourage the showing of reining horses by providing worthwhile purses for which they can compete, by developing a standard method under which all reining contests can be conducted, and by acting as a forum for their breeders and trainers.

In the fall of 1967 the Executive Committee of the National Reining Horse Association appointed its first Directors. A Rules Committee was chosen from these men. This booklet contains a revised version of the original ground rules and further changes will be adopted by the Board of Directors as deemed necessary. Deciding rule changes will not be difficult if our officers and Board of Directors remember the dedication and original intent of our founders.

© The *NRHA Handbook* is the copyrighted property of the National Reining Horse Association. No person may use and/or reproduce this *Handbook* without the express written permission of the National Reining Horse Association. Shows seeking sanctioning and receiving approval from the Association are expressly authorized to use the information contained in this *Handbook*.

FOR THE MOST CURRENT OFFICIAL VERSION OF THE HANDBOOK, VISIT OUR WEBSITE AT NRHA.COM/handbook. New rules and changes to rules are highlighted in gray. Subsequent updates will be noted in a different color.

NRHA Bylaws, Corporate Record Book, policies, and other important references can be found in the **ReinerSuite** section of nrha.com.

TABLE OF CONTENTS

GENERAL RULES AND REGULATIONS

A. Rule Change Procedures.....	7
B. Disciplinary Procedures for Rule Violations	7
C. Medications Rules & Regulations.....	20

SHOW RULES AND REGULATIONS

A. Membership.....	23
B. Non Pro Conditions	25
C. Competition Licensing.....	30
D. Categories of Competition and Class Eligibility	32
E. Unapproved Classes	39
F. General Show Conditions.....	40
G. Event Approval.....	42
H. Ancillary Show Conditions.....	49
I. Aged Show and Closed Aged Show Conditions	50
J. Jackpot Affiliate Show Conditions	54
K. Entry Level Ride & Slide Show Conditions	54
L. Green Level Show Conditions	55
M. Para-Reining Show Conditions.....	56
N. Trophies & Awards	56
O. Ties.....	57
P. Show Results	58
Q. Year-End Awards	60
NRHA Payback Schedules A & B.....	62
Worksheet for NRHA Paybacks.....	63

YOUTH SHOW RULES AND REGULATIONS

A. Membership and Show Conditions.....	65
B. Approved Youth Reinings.....	66
NRHA Youth Point Scale	67

FREESTYLE REINING

A. General Rules.....	69
B. Judging of Freestyle Reining.....	70
C. Score Sheet.....	71
D. Scoring/Penalties.....	72

SHOW STEWARDS

A. Stewarding Privileges.....	77
B. Duties of the Show Steward	77

JUDGES

A. Judging Privileges	79
B. Judges Committee	79
C. Judges Monitor.....	80

RULES FOR JUDGING

A. General.....	81
B. Scoring.....	81
Patterns	91

JUDGES' GUIDE

General Judging and Scoring Guidelines.....	133
Penalty Application.....	134
Pre/Post Check	135
No Scores.....	136
Penalty Score Zero	138
5 Point Penalties	140
2 Point Penalties	141
Lead Penalties.....	142
Jog Penalties.....	143
Simple Lead Change Penalties.....	143
Spin Penalties.....	144
Wall Penalty	144
Center Penalty.....	144
Reviews.....	144
Maneuvers.....	145
Pattern Descriptions	147
A. Scoring.....	157
B. Maneuver Scores.....	158
C. Misconduct/Re-Rides.....	159
D. Reports/Conduct.....	160

JUDGING DIAGRAMS

Figure 1. Bit Measurements.....	163
Figure 2. Bit Measurements.....	164
Figure 3A. Over/Under Spin Penalty Application	165
Figure 3B. Lead Departure Penalty Application	165
Figure 4. Out of Lead/Delayed Change Penalty Application..	166
Figure 5. Jog Penalty Application	167
Figure 6. Out of Lead on Run-Around Penalty Application..	168
Figure 7. Out of Lead on Partial Circle Leading to Run-Down Penalty Application.....	169
Figure 8. Sample Score Sheet	170
Figure 9. Sample Freestyle Score Sheet.....	170

ELIGIBILITY POLICY	171
---------------------------------	------------

NRHA



IT'S THE ARTISTRY OF MOVEMENT, THE GRIT OF COMPETITION, AND THE UNITY OF HORSE AND RIDER. IT'S A TRADITION CARRIED FORWARD BY GENERATIONS PRESERVED BY THE DEDICATION OF NRHA MEMBERS, TRAINERS, AND FANS WHO HOLD THEMSELVES TO THE HIGHEST STANDARDS. REINING IS MORE THAN MANEUVERS; IT'S A RHYTHM, A LEGACY, A PROMISE TO THE FUTURE. EVERY SPIN, EVERY STOP, EVERY CIRCLE REMINDS US:

**THIS
RIGHT
HERE
IS REINING**

Thank You NRHA PARTNERS

For your continued support of our association and events.

Official Partners



OFFICIAL JOINT THERAPY



ANDERSON BEAN
BOOTS
OFFICIAL BOOT

CINCH
OFFICIAL JEANS & SHIRTS



OFFICIAL EQUINE LEG PROTECTION



OFFICIAL TRAILER



OFFICIAL EQUIPMENT SUPPLIER



MARKEL
OFFICIAL
INSURANCE PARTNER



DIAMONDS TX
OFFICIAL DIAMOND JEWELER



OFFICIAL EQUINE ORAL
JOINT SUPPLEMENT



HOOP
OFFICIAL HAT

Corporate Partners



Bluebonnet



CARDINAL
• BREWING WORLD'S •



ELEMENTA



FOALS
RUS
OFFICIAL EQUINE

6666
FOUR SIXES RANCH



XITLQH



MORTON
BUILDINGS

OKLAHOMA CITY
THE HORSE TRAINER

OSWOOD

Priefert



ACS

7 LAKES
RANCH

SMARTPAK

SR

AML

TAMMACK RANCH



TOYON RANCH

tenda

FarmPaints

TETON RIDGE

WHITE RIVER
AG PRODUCTS

Media Partners



INTERNATIONAL
HORSE PRESS

Quarter Horse News
EquiStat



NRHA 

Visit nrha.com/partners to learn more.

GENERAL RULES AND REGULATIONS

A. Rule Change Procedures

Section 1. Rule change submissions that add, alter, or amend any rule in the *NRHA Handbook* may be submitted by any NRHA member in good standing, NRHA Committee, NRHA Staff, NRHA Board of Directors (“Board”), NRHA Executive Committee or NRHA Task Force. A member in good standing is an individual or entity that has fully paid all applicable membership dues, completed all necessary paperwork, and does not currently have any disciplinary sanctions on their record.

Section 2. Only the Board can vote on and pass a rule change. The Board may make changes to General Rules and Regulations as it deems necessary and in the best interest of the Association.

Section 3. Submission deadlines for rule change proposals affecting competition and contained within Show Rules and Regulations, Youth Rules and Regulations, Show Stewards, Freestyle Reining, Judges, Rules for Judging, Patterns, Freestyle will be published in the *NRHA Reiner* magazine (“*Reiner*”) and on the NRHA website. The Board must review all proposed rule changes affecting competition during at least two meetings prior to taking a Board vote. All such proposed rule changes must be published on the NRHA website for membership review prior to a Board vote. The author may withdraw a rule change proposal at any time prior to the Board's first review. The Board may make recommendations to modify a proposal or send the proposed rule change to the appropriate committees for review. On the day of the official Board vote, the rule change will either be passed or defeated as written, passed or defeated as amended, or no action will be taken.

Section 4. Each committee may review any proposed rule change and provide a recommendation to approve or disapprove the rule change.

Section 5. In the best interest of the NRHA and its members, the Executive Committee is empowered to make clarifications as needed to the *NRHA Handbook* and NRHA policies and procedures, during day to day management, in instances where the rules are not clearly written or defined. Any changes under this provision will then be corrected in the manner outlined in the *NRHA Handbook*.

Section 6. After a rule has been changed and made effective, but contradictory or incomplete references still exist in the *NRHA Handbook*, the Executive Committee may approve for corrections to be made effective and updated on the current year's electronic version. The corrections will be included in the following year's *NRHA Handbook*.

B. Disciplinary Procedures for Rule Violations

Section 1. NRHA is a private voluntary association with the right to make, interpret and enforce rules governing the conduct of its members in connection with its activities. The NRHA Bylaws, these Rules and Regulations and any other Terms and Conditions set out in the *NRHA Handbook* form a contract be-

tween the Association and its members. Any Member may be disciplined, fined, or have his/her membership revoked or suspended in accordance with the discretion granted to the NRHA Board or Executive Committee by the NRHA Bylaws or otherwise in accordance with the *Handbook* or these procedures for rule violations. The Board or Executive Committee, in their respective discretion, may deny membership privileges to any individual or entity and/or deny access to showgrounds to any non-member if they feel it is in the best interest of the Association and its members.

Any member who files an official Grievance with NRHA must identify the most appropriate rule violation of the accused. Failure to do so may result in automatic dismissal of the Grievance if a rule violation is not identifiable.

The NRHA has authority to apply these disciplinary procedures for any violations of the *NRHA Handbook*, Bylaws, and other policies and procedures found within the Corporate Record Book. Grievances involving conduct at NRHA approved events shall take precedence. NRHA does not accept Grievances relating to private disputes involving members or that occur on private property unless the circumstances directly implicate the violation of an NRHA rule. The NRHA Corporate Record Book includes all resolutions, policies, and procedures and can be found online in ReinerSuite.

Section 1A. For purposes of these procedures, the following definitions apply: (i) The term “**Member**” refers to and includes current or former members of the NRHA, and any non-member individual or entity (such as show committees or Affiliates) that may be subject to the *Handbook* provisions, (ii) The term “**Show**” refers to any NRHA approved event where horses are shown, (iii) The term “**Protestor**” refers to the Member who files an official Grievance under these rules. (iv) The term “**Accused**” refers to the Member who is the subject of a filed Grievance.

Section 1B. To the extent any provision in the Bylaws, the *Handbook* or NRHA Corporate Record Book is ambiguous or subject to a reasonable dispute over its meaning, the Association, through its Executive Committee, has the right to interpret the provision and such interpretation shall be binding on all members of the Association.

Section 1C. Every Member is subject to, and agrees to be bound by, the Bylaws, the *Handbook*, the Corporate Record Book and these procedures for rule violations. No member in good standing may be denied entry to an NRHA approved class or showgrounds unless disciplinary action has been taken and/or they are deemed ineligible based on current policy. In rare instances, NRHA Show Management may deny an individual if it is deemed necessary for the safety and welfare of the event, exhibitors, and staff but they must contact NRHA immediately. NRHA recognizes that private facilities reserve the right to control who is allowed on their grounds and NRHA does not get involved in private disputes.

Section 1D. Any claim asserted by a Member against the Association or arising from or under the Bylaws or *Hand-*

book shall be subject to these procedures and, if asserted against the Association or its directors, officers, staff or representatives, shall be the Member's exclusive remedy and recourse for any Claim.

Section 1E. Discovery of Rule Violations. Violations of any NRHA bylaw rule, procedure or policy, including any false declarations, discovered by the Association during the course of business shall be referred to the NRHA Commissioner who may delegate the matter to an NRHA staff member or Legal Counsel to review and investigate the matter and make an initial finding of whether or not it appears that a violation occurred, and whether or not the potential violation occurred.

1. If it is determined that a violation likely occurred, the matter shall be submitted to the NRHA Hearing Body pursuant to the Disciplinary Procedures set forth below.

2. In matters involving egregious conduct, if the Executive Committee determines that it is vital to the furtherance of the Association and in the best interest of the sport of reining, the Executive Committee may temporarily suspend a Member by giving written notification of the temporary suspension to the Member. The effect of the temporary suspension shall be to deny further NRHA privileges to the Member until the matter is finally determined pursuant to these procedures.

3. Violations include but are not limited to:

a. **Medications Violations:** Any violation of the medication rules and regulations of the *NRHA Handbook* and *NRHA Animal Welfare & Medications Policy* do not require an official filed Grievance but will proceed with the process as outlined. The Accused have the right to appeal adverse determinations as outlined.

b. **Non Pro Violations:** A Non Pro Member shall follow the Non Pro Conditions as set forth in the *Handbook*. Non Pro violations may be acted upon within two (2) years of the alleged violation.

c. **Abuse:** It is a violation for any Member to abuse or mistreat any horse in any manner whatsoever on the show grounds. Abuse is defined as an action, or failure to act, which a reasonably prudent person, informed and experienced in the customs, accepted training techniques, and exhibition procedures, would determine to be cruel, abusive, inhumane, or detrimental to the horse's health. If it is determined that a Member willfully instigated or participated in abuse of a horse at a Show, the Member shall be subject to the discipline.

d. **Unsportsmanlike Conduct:** Unsportsmanlike conduct at a Show or in connection with NRHA activities or business is a violation and will not be tolerated. Unsportsmanlike conduct is defined as any action of disrespect, misrepresentation,

false statement, deceit or fraud directed to judges, show management, show representatives, show stewards, the NRHA, staff, members, or other exhibitors. Unsportsmanlike conduct shall also include failure to respond to any reasonable request by the NRHA, including failure to respond to disciplinary investigation inquiries, or promptly submitting a horse for testing under the animal welfare and medications provisions.

e. Code of Ethics Violations: Any member, or individual who holds a leadership position within NRHA who has a signed code of ethics on file or falls under the requirement of adherence of said document or any future groups who are required to have a signed code of ethics on file is subject to discipline for failure to adhere to their code of ethics.

f. Court of Law Conviction: of a Member of animal abuse or crime involving moral turpitude (under municipal, county, state or federal law – or similar law applicable to international members) shall be a violation, whether or not the NRHA is involved. The convicted Member may request a meeting with the Executive Committee to present lack of due process by the convicting court of law to merit NRHA's refusal to impose discipline. Any discipline imposed will be stayed pending completion of any statutory appeals. Proof of any appeal in process must be submitted to NRHA within thirty (30) days of notice of suspension.

g. Reciprocity: The Executive Committee may accept disciplinary rulings pertaining to unsportsmanlike conduct, cruel or inhumane treatment and medication violations of horses from other recognized equine related associations, states, provinces, or countries. The effect of such acceptance is to suspend the individual from NRHA membership privilege, or for non-members, to deny membership privileges, for a length of time equal to the suspension for which reciprocity is given. Acceptance of such rulings by NRHA will be given after notice to the sanctioned Member, who may request a meeting before the Executive Committee to present lack of due process by the reporting association to merit NRHA's refusal to give reciprocity. A request for hearing must be submitted within ten (10) days of notice.

h. The malicious or frivolous submission of a Grievance to the NRHA is a violation.

i. Any Member interfering with, or attempting to influence the outcome of a investigation, arbitration, hearing and/or appeal is a violation and such Member may be subject to discipline. This would include contact with any NRHA member that may have decision making capability or any potential

decision-making capability, including but not limited to the Board of Directors, Executive Committee or Hearing Body.

j. Notwithstanding any conflicting Rule, a formal Grievance is not required for NRHA to take action for the following violations as determined by NRHA:

k. Any Member participating as a rider in a class or division in which he/she (or the horse he/she is riding) is not eligible. (See Show Conditions).

i. Failure to pay when due any obligation owed to: (a) National Reining Horse Association; (b) Reining Horse Foundation; (c) *NRHA Reiner* magazine; (d) An NRHA approved event; or (e) An NRHA recognized Affiliate. Obligations owed to NRHA approved events and Affiliates, include but are not limited to: entry fees; stall fees; office charges; all costs and fees associated with a returned check; and any other fees or charges connected with the exhibition of reining horses. This rule shall apply to the rider, owner, or agent for any unpaid debts related to the entry, exhibition, showing, stalling, or any related fee at an NRHA approved event. Agent is defined as anyone who acts and/or signs on the behalf of an owner or rider. Violations of this rule may result in automatic suspension or denial of privileges by the NRHA. Fifteen (15) days prior to suspension or denial of privileges pursuant to this section, NRHA will provide written notification of the amount due and the intention to suspend or deny privileges. (See Reinstatement Guidelines for reinstatement procedures).

ii. If a suspended or revoked Member enters a horse as an owner, rider, agent or entity at any NRHA approved event during the suspension period, the NRHA will automatically impose an additional six (6) months of suspension, and all show prizes and awards will be forfeited to the event as per the *NRHA Handbook*. In the event a suspended Member is found to be involved with the management or production of an NRHA approved Show, the NRHA Executive Committee may impose additional suspension on that Member. Additionally, show management's future Show approvals may be denied.

iii. A suspended Member will lose all privileges (such as Professionals, Non Pro, Judges, etc.) for the duration of the suspension.

iv. Any member currently on probation, including medications probation who is found to be in violation of any additional rule, regulation, bylaw, policy, procedure or any terms and conditions of

their probation, will automatically be temporarily suspended and be required to attend a hearing and be subject to additional disciplinary action

v. Any suspended or temporary suspended member or nonmember, is prohibited from being present at any NRHA approved events and showgrounds.

Showgrounds are defined as, but not limited to, any arena, warm up pens, stands/seating, stalling/barns, booth/tradeshow space, and any other facilities being utilized by the event. The ban will be in place for the duration of the suspension. Failure to abide by this rule will result in further disciplinary action.

a. Reinstatement Guidelines. If a member or nonmember was suspended for failure to pay, that person may re-apply for membership by fulfilling all outstanding obligations, paying all applicable membership fees as well as the the reinstatement fee and will be subject to approval by the Executive Committee.

After fulfilling the period of suspension, all other suspended Members or nonmembers must (i) pay all outstanding financial obligations to NRHA, (ii) pay a fee, in addition to regular membership application fees, to reinstate membership, (iii) make a written request to the Executive Committee to regain membership status and privileges (Professionals, Non Pro, Judges, Show Secretaries, Stewards, etc.) The Executive Committee may request a recommendation from an NRHA Committee prior to making a decision on reinstatement.

Once re-instated, the Member shall be eligible for the same divisions as prior to the suspension, provided the eligibility criteria did not change during the suspension.

Section 11. Procedures for Filing an Official Grievance:

1. A Member who believes (i) that the conduct of another Member at an NRHA approved event warrants disciplinary action, or (ii) a violation of an NRHA rule, regulation or policy has occurred may file an official Grievance with the NRHA Office.

2. Deadlines for Filing: An official Grievance shall be filed within fifteen (15) days of the incident or alleged violation or within fifteen (15) days from the date that the protesting Member gained knowledge of the incident or violation. Postmarks and tracking numbers for mailings will not be accepted for any deadline. Notwithstanding these deadlines, the Association, in its discretion, may initiate an official Grievance or act on incidents or alleged violations at any time if the Com-

missioner, Executive Committee, or other designated NRHA staff determines that action is in the best interest of the Association, necessary to protect the integrity of the Association, or necessary to protect the safety of a Member or welfare of a horse.

3. Contents of Official Grievance and Filing Fee: An Official Grievance shall include: (i) the name of the Accused, (ii) the date and location where the alleged violation or incident occurred, (iii) citation to the rule, regulation or policy that was allegedly violated, (iv) the names and contact information of any witness to the alleged violation or incident, (v) a detailed description of the alleged violation or incident (attaching any applicable documentary proof), and (vi) the filing fee (except where the filing fee does not apply). Failure to cite a rule, regulation, or policy that was allegedly violated with no clear violation that can be identified will result in automatic dismissal of the Grievance.

a. The filing fee does not apply to Protests filed by (i) the Association, NRHA staff, (ii) an NRHA committee or committee chair, (iii) a Show steward, Show Manager, Show Secretary or Show representative involved as an official at the Show where the alleged violation or incident occurred (as long as such steward or representative was not directly involved as an exhibitor of a particular class in question), (iv) a judges' Grievance that sets forth conduct warranting disciplinary action, or (v) an Officer of an official NRHA Affiliate submitting on behalf of the entire affiliate.

b. In the event sanctions are issued by the NRHA Hearing Body as a result of a Protest, One-half ($\frac{1}{2}$) of the Protestor's filing fee will be refunded.

4. Receipt of Grievances. The Commissioner (or a staff member or Legal Counsel designated by the Commissioner) shall receive all filed Grievances. Upon receipt of an official Grievance, the Commissioner or designee shall determine if the Grievance was timely filed (or falls within a filing deadline exception) and complete. The Commissioner or designee may, in his/her sole discretion, reject or decline to act on any untimely filed Grievance. If it is determined that the Grievance is complete and proper, the Commissioner (or designee) will (i) collect evidence from the Accused and witnesses identified and develop an "Official Record," and (ii) if it appears clear that a violation of an NRHA rule has likely occurred and that the violation or action of the Accused justifies a hearing before the full Hearing Body, submit the Grievance to the full Hearing Body for a hearing before the full Hearing Body as provided below.

a. Evidence, statements and documents pertaining to a pending Grievance shall be treated as confidential. In the event it is determined that the Accused has breached confidentiality, additional sanctions will be issued.

5. Decision to Advance to Hearing Body. If the Commissioner (subpart 5), Counsel, or other designated Staff determine that the Grievance should be advanced to the Hearing Body, the Protestor and Accused will be given at least 30-days notice prior to commencement of a hearing before the Hearing Body, unless said notice requirement is waived. The accused may be given the opportunity to choose their hearing date based off options provided, but they may not choose a date and time of their own.

a. The Commissioner or designee may offer to settle the Grievance with the Accused based on the totality of the Record. If such offer is accepted by the Accused, the settlement will be reduced to a written determination and acceptance letter to be signed by the Accused and the Protest shall be considered final and binding with no opportunity to appeal.

6. Composition of Hearing Body. The Hearing Body shall consist of a pool of at least ten (10) individual NRHA members or industry professionals who are appointed and approved by the executive committee. Each individual hearing will consist of five (5) members selected from within the pool with at least two individuals representing the accused's peer group (i.e. Professional, Non Pro, Judge, etc.) NRHA Legal Counsel and/or NRHA Designated Staff will select the five individuals for the Hearing Body based upon availability, conflicts of interest, and the accused's peer group. At least one member of the Hearing Body will be a licensed veterinarian for all medication hearings. Executive Committee members are not eligible to serve on the hearing body because they serve as the official appeal body.

a. Each Hearing Body member shall serve a two (2) year term with alternating terms so all members do not rotate off at the same time.

b. The Executive Committee may remove any member of the Hearing Body at any time, for any reason, by a majority vote.

c. If a Hearing Body member resigns or is removed before the end of his/her term, a substitute member shall be nominated and approved to fill the remainder of such term.

d. A Hearing Body member may be re-nominated and approved by the Executive Committee to serve a subsequent term. No term limits apply.

7. Authority of Hearing Body. When a Grievance

is submitted to the Hearing Body, the Hearing Body shall conduct all further disciplinary proceedings with regard to the Grievance and shall function independent of the Commissioner, Executive Committee and Board.

a. NRHA Legal Counsel may assist the Hearing Body with administrative and procedural matters, but shall not participate in any deliberations.

b. Communications between members of the Hearing Body (including all deliberations) and NRHA Legal Counsel shall be considered privileged, confidential and free from discovery in any subsequent proceeding.

8. Hearing Procedures.

a. The Hearing Body shall conduct all in person hearings at the NRHA's principal office, or such other location as determined by the Hearing Body.

b. In the discretion of the Hearing Body, hearings may be conducted telephonically by conference call or electronically via a video conferencing platform.

c. A quorum of the Hearing Body shall be present before a hearing may proceed, unless the Accused elects to continue with the hearing with less than a quorum.

d. If a quorum of the Hearing Body cannot be achieved because of disqualifications or recusal by Hearing Body members, the President shall appoint additional members from the Board to hear the disciplinary matter. The Protestor and Accused shall have the opportunity to appear at the hearing, with or without legal counsel of their choosing, to present evidence and testimony, and to hear and refute any evidence offered. No other representatives, proxy, or witnesses are permitted to attend the Hearing unless the accused is a youth member in which only a parent or legal guardian is permitted to attend in addition to Counsel.

e. If the accused does not attend the Hearing, there will be no opportunity to reschedule and the Hearing Body will proceed with issuing an official determination based on the Record.

f. Attendance at the hearing by the Protestor or Accused shall be at their own expense (including travel, lodging and attorneys fees).

g. Proceedings before the Hearing Body shall be informal, and the rules of evidence, both at common law or provided by Oklahoma rules of civil or criminal evidence, need not be observed. The standard by which admissibility is determined is whether the evidence is

such that an ordinary prudent person is willing to rely upon it.

h. All participants in the hearing shall be immune from any civil liability whatsoever, including, but not limited to, libel, slander, invasion of privacy, defamation or product of disparagement, for testimony given at—or in preparation for—the hearing.

9. Hearing Body Determinations.

a. After conducting the hearing, the Hearing Body shall make a determination based on the totality of the evidence presented including a finding in favor of the Accused, or a finding against the Accused and invoking discipline (including sanctions) as appropriate. Prior violations, penalties, discipline and conduct of the Accused will be considered by the Hearing Body in determining whether sanctions are applicable.

b. If the Hearing Body determines that sanctions and/or penalties should be rendered against the Accused, except as provided elsewhere in the Handbook, the Hearing Body shall impose at a minimum the following sanctions: (i) First Offense, not less than thirty (30) days probation; (ii) Second Offense, not less than thirty (30) days suspension; (iii) Third Offense, not less than a one-year suspension. The Hearing Body is not bound by these minimum sanctions and has the authority to invoke additional and more stringent sanctions that it believes is supported by the evidence at the hearing, including, but not limited to: revocation and/or denial of membership privileges, revocation of participation privileges in any or all NRHA approved events, denial of privilege of access or presence on the show grounds of an NRHA approved event; denial of privilege to advertise in NRHA's official publications, and/or assessment of a fine. If sanctions include probation, the Hearing Body shall set forth reasonable standards describing the extent, scope and period of such probation.

c. If the Hearing Body determines that sanctions are not warranted, but believes the matter should be addressed, the Hearing Body may issue a letter of concern or reprimand to the Protestor or Accused.

d. The Hearing Body will issue its written findings and determination as soon as possible after deliberation.

e. Sanctions shall continue beyond the original sanction period ordered by the Hearing

Body if there are any unfulfilled or uncompleted requirements, such as the return of prize money, prizes, trophies, payment of fines, etc. In the event a sanction or requirement remains unfulfilled or unsatisfied beyond sixty (60) days, that person's membership shall be automatically extended for the duration the requirement has not been fulfilled. Failure to pay any required fine will follow normal failure to pay procedures including but not limited to being sent to a collections agency.

f. After fulfilling all disciplinary obligations, that person may reapply for membership, pay all applicable fees, and other previously held privileges such as Judging, Steward, Show Secretary, Professionals and Non Pro privileges subject to review and approval by the Executive Committee.

g. When a member is disciplined or sanctioned, the Hearing Body's findings and determination will be presented to the Board of Directors information regarding the discipline or sanction is to be published on the appropriate disciplinary list which will appear in ReinerSuite and/or NRHA webpages. Medication violations will be published based upon the penalty chart (please see the official NRHA Animal Welfare & Medications Policy). Youth member names will not be published. Publication will remain until the probationary period has successfully been completed and no further violations have occurred.

h. The decision and action of the Hearing Body shall be final and binding upon all parties.

i. Unless an appeal is timely filed by the accused, all sanctions of the Hearing Body will immediately be applied and enforced. Any fines will be required to be paid within the designated timeframe or within regular association accounting practices.

10. Appeal of Hearing Body Determination. An aggrieved party who is sanctioned or penalized by a determination of the Hearing Body, may submit a written appeal of the determination to the NRHA Executive Committee within ten (10) days of the confirmed receipt of the Hearing Body determination. Postmarks and/or tracking numbers for mailings will not be accepted. A letter of concern or reprimand is not appealable and will remain on the official member record.

a. Payment of the appeal must be remitted to NRHA with the written request for the appeal to be considered complete and accepted.

- b.** The Executive Committee will determine if additional information or briefing is necessary.
- c.** The aggrieved party is not entitled to a hearing before the Executive Committee.
- d.** The Executive Committee will review the appeal *de novo* and will either support, overturn, or amend the Hearing Body's decision.
- e.** If Executive Committee members are involved in the Grievance or investigation, the remaining executive committee members may appoint a member from the Board to fill any vacancy on the Executive Committee for the purpose of the appeals process.
- f.** The decision of the Executive Committee shall be final and binding, with no further appeals allowed.

Legal Claims Against the Association.

1. If a Member desires to assert a legal claim against the Association (or its officers, staff, employees or contractors acting in their capacity as an agent of the Association), the claim shall be initiated within 90 days after the claim arises by the Claimant filing a written Notice of Claim with the NRHA Commissioner.

a. The Notice of Claim shall set forth in reasonable detail the substance for or basis of the claim.

b. The Commissioner shall have 30 days to review the claim or request addition information from the claimant with regard to the claim.

c. The Commissioner, or NRHA staff member or legal counsel designated by the Commissioner, shall schedule a meeting with the claimant at NRHA headquarters within 15 days of the Commissioner's 30 day review period and attempt in good faith to resolve the claim, subject to approval by the Executive Committee.

d. If the claim is not resolved by agreement and the claimant desires to further pursue the claim, the claimant shall submit the matter to binding arbitration in accordance with the rules of the American Arbitration Association subject to the following modifications (1) any arbitration hearing shall be held in Oklahoma City, Oklahoma, (2) for claims where no monetary award is sought or the requested monetary award is less than \$25,000, one arbitrator shall be selected, no formal discovery shall be conducted and the matter shall be determined, without a hearing, by document submission, written briefs and 1 hour oral argument before the arbitrator, (3) for claims where the monetary award sought is between \$25,000 and \$125,000, one arbitrator shall be selected, discovery shall be limited to docu-

ment discovery and the arbitration hearing shall be limited to 6 hours, (4) for Claims where the monetary award sought exceeds \$125,000, three arbitrators may be selected, discovery will be limited to document discovery and 1 deposition per party, and any arbitration hearing shall be limited to 8 hours, (5) in no event shall the arbitrator award consequential, exemplary or punitive damages, (6) the parties shall equally bear the arbitration and arbitrator costs associated with the arbitration, (7) each party shall bear their own attorney's fees, and (8) Oklahoma law shall apply.

In any dispute between a member and the Association involving a decision of the NRHA, the member agrees that the standard for review to be applied in such dispute (by an arbitrator or court of law or equity) shall be "judicial review to ensure that the rules of Association are lawful, in keeping with public policy, and that the application of any rule or rule interpretations are within the bounds of reason and enforces them uniformly and not arbitrarily."

Binding arbitration in Oklahoma City, Oklahoma shall be the exclusive legal remedy for any member who seeks to assert a claim against the Association (or its officers, staff, employees or contractors acting in their capacity as an agent of the Association), contest any decision of the Executive Committee, or contests any decision resulting from the disciplinary procedures for rule violations. If a Member files a lawsuit in a court of law or equity in an effort to avoid arbitration or the disciplinary procedures for rule violations, the Member shall be responsible for the Association's attorney's fees, court costs, and travel expenses of counsel and parties incurred in staying or dismissing such suit.

Notwithstanding the foregoing, if any member files suit, against the NRHA, such action may not be brought in any court of law other than those federal and state courts located in Oklahoma County, Oklahoma and such court shall apply Oklahoma law. If unsuccessful in any attempt to overturn any NRHA Decision, action, rule or regulation, the Member shall reimburse NRHA for its reasonable attorney fees, court costs and other expenses in connection with its defense of such suit.

To the fullest extent allowed by law, each Member releases the NRHA from liability and renounces any recourse which such Member may have

against the NRHA, its affiliates, associated companies or business entities, officers, directors, employees and members, jointly, severally, individually and in their official capacity, of and from any and all claims, damages and causes of action whatsoever arising out of or in connection with the production of any NRHA event or horse show, an NRHA decision, the enforcement of the NRHA Bylaws, rules and procedures contained in the *NRHA Handbook* or NRHA Corporate Record Book, and any disciplinary decision or action.

Each Member agrees that in no event shall the NRHA be liable to a Member for consequential damage, exemplary or punitive damages, or attorney's fees.

C. Medications Rules & Regulations.

All NRHA members must comply with the Association's medications rules, regulations, and Policy (*where applicable, state, provincial, or national regulations regarding equine medications take precedence*). Failure to do so will result in disciplinary action. All horses competing in NRHA approved classes (except for exhibition and para-reining classes) are subject to medications testing.

Full details regarding testing procedures, reporting requirements, penalties, definitions, and enforcement can be found in the current **NRHA Animal Welfare and Medications Policy**, available at nrha.com/welfare.

What You Need To Know **BEFORE YOU SHOW**



RIDER'S MEMBERSHIP CARD

Non Pro and Rookie competitors must obtain Non Pro status prior to showing.

Open competitors must have a Professional, Non Pro, or a Youth membership.

Youth, Prime Time, and Masters riders must have a birth date on file.

Associate members are only eligible to compete in Category 10 (Green Reiner, Ride & Slide) classes.



OWNER'S MEMBERSHIP CARD

Owners must have a current membership on file. General, Non Pro, Youth, and Professional memberships are acceptable.



COMPETITION LICENSE

All horses entered in an NRHA approved competition (with the exception of Category 10 classes) must have a competition license.



ELIGIBILITY

The NRHA show year runs January 1–December 31. Eligibility for horses and riders can be checked in ReinerSuite at nrha.com.

NRHA



NOMINATION PROGRAM

NEARLY
\$2 MILLION
PAID OUT TO
NOMINATORS

Since the NRHA Nomination Program began, nominators have earned nearly \$2 million!

This innovative program is designed to *reward those who believe in the future of reining* by nominating foals, paving the way for tomorrow's champions. From breeders to owners, everyone benefits when you nominate your foals for NRHA events.

Make your impact on reining's future today! Learn more about the program and how to get involved at nrha.com/nomination.

WHAT IS THE NOMINATION PROGRAM?

To be eligible to enter and show in the NRHA North American and European Futurity and Derby, a horse must be nominated and/or optioned into the applicable NRHA Program.

The North American Nomination Program

- ▶ Designed for horses intending to enter the North American Futurity and/or Derby.

The European Nomination Program

- ▶ Designed for horses intending to enter the European Futurity and/or Derby.

There is an "option" fee available for horses when nominating so that horses can be entered into both the North American and European Programs.

The nomination **DOES NOT** enter them into the Futurity and/or Derby. Nominations only makes them eligible to enter.

When entering and competing at the Futurity and Derby, if the horse wins money in those Futurity or Derby classes, the nominator will receive 5% of the winnings, even if they no longer own the horse.

Deadline: January 10th



nominations@nrha.com

SHOW RULES AND REGULATIONS

A. MEMBERSHIP

(1) All riders and owners (including business entities) of horses showing in NRHA approved competition must be NRHA members in good standing. Every member is issued a membership card with an identification number (ID#). This number must be used in all official communication with NRHA, and the card (or a photocopy) must also be shown to the show secretary when entering NRHA approved classes. New and renewing members can apply for membership **online or** at any NRHA approved show. A temporary card will be issued which is good for forty five (45) days from issue. Entry forms must identify owners and riders with their current NRHA ID#, and the horse must be identified with the correct competition license number. Any deviation from the above information may affect NRHA earnings and awards records. It is the responsibility of riders and owners to be aware of and abide by all the rules and regulations set forth in this *NRHA Handbook*. Any person or entity in violation of NRHA rules may be subject to, but not limited to, fines, forfeitures, probation and/or disciplinary procedures.

(a) Memberships: Beginning in 2019, NRHA memberships commence when the application and fees are received in the NRHA office. Annual (12-month period) and three-year (36-month period) memberships expiration dates shall coincide with the purchased membership period and the commencement date. Memberships and applicable *NRHA Reiner* subscriptions are not retroactive. NRHA memberships and Non Pro Declarations that are submitted to NRHA with show results will be made to commence on the first date of the respective show.

Memberships paid at shows: If a member attends a show without proof of current membership, he/she will be required to complete an NRHA membership application and pay the corresponding membership dues and fees before entering, including Non Pro Declarations. If the member previously applied through the NRHA office or at a prior show, NRHA will refund the second fee.

Membership Categories:

General: A non-competing membership for an individual or business entity who does not wish to compete as a rider. This includes horse owners and breeders who wish to complete nominations and/or licenses for their horses and to participate in other NRHA programs. General members have full NRHA rights and responsibilities. Individuals with a general membership have voting privileges.

Professionals: A professional is an individual who is not eligible for a Non Pro card. A professional must fill out and sign a Professionals Code of Conduct and must accompany a Professionals membership application. Once the Profes-

sionals status is granted, the professional does not have to resubmit the Code of Conduct unless their membership lapses for more than one calendar year. Professional members will have the same privileges as General members.

Non Pro: A Non Pro member is a non-professional rider. A full description for eligibility follows in the “Non Pro Conditions” section. A member must submit a Non Pro Declaration and pay a one-time fee with the membership application and dues. Non Pro Declarations can be submitted at any NRHA approved show. If a Non Pro membership has lapsed for more than one calendar year, the applicant will be required to refile a Non Pro Declaration with the accompanying fee. Non Pro members will have the same privileges as General members.

Youth: Refer to Youth Show Rules and Regulations for youth membership conditions.

Youth Non Pro: For Youth members only. A member must submit a Non Pro Declaration and pay a one-time fee with the membership application and dues. If a Youth Non Pro membership has lapsed for more than one calendar year, the applicant will be required to re-file a Non Pro Declaration, including the fee.

Life Member: When a person wishes to remain an NRHA member throughout his/her lifetime, a Life membership can be purchased for a one-time fee. Should a life member die, his/her membership will continue through December 31 of the current year. This allows for any horses showing under that membership to continue doing so for annual Top Ten awards or other purposes. Life members have full NRHA rights, responsibilities and voting privileges, excluding an *NRHA Reiner* magazine print subscription, which can be purchased and renewed annually at member rates, or access the free digital edition at nrha.com.

Associate: An Associate membership is for individuals who wish to show or enter horses in Category 10 (entry level) and/or Para-Reining classes only. An Associate membership does not include the right to vote, nominate, or officiate, nor does it include an *NRHA Reiner* print subscription.

To license, transfer or lease a horse, the individual or business entity must be a member in good standing with NRHA. Any of the above listed memberships meet this requirement.

(b) NRHA Reiner Magazine Subscription and Postage Fees USA: Members may elect to receive the *NRHA Reiner* (printed version), one (1) subscription per address. Associate, Youth and Lifetime members may purchase a *Reiner* subscription at the member price (see NRHA Fee Schedule policy).

International Member/Subscribers: NRHA members outside of the U.S. may elect to receive the *NRHA Reiner* (print edition), however, additional postage is required. (See NRHA

Fee Schedule policy).

(2) When more than one person or business entity wishes to be listed as the owners on a horse's competition license, they must be current members of NRHA, either jointly or individually. However, if either party intends to compete in NRHA events, each owner must have a separate membership to track individual earnings.

B. NON PRO MEMBERSHIP CONDITIONS

(1) Eligibility:

(a) A Non Pro is a person who:

(1) At the time of the member's Non Pro application and Declaration, has not won more than \$200,000 in Open reining competition (Categories 1, 2 and 6); and

(2) In the three years preceding the date of application has not received remuneration for the following activities ("Prohibited Activities"):

- i. Training or showing astride in any equine discipline; or
- ii. Giving instruction on the showing or training of a performance horse.

(3) While holding a Non Pro card has not engaged in a Prohibited Activity.

(b) Definitions:

(1) "Remuneration" is defined as the receipt of:

- i. Money, pay, or financial gain for work completed; or
- ii. Goods, services, or discounts in return for work completed.

(2) "Training" is the mounted preparation of a horse with the intent to improve the horse's performance in any equine discipline.

(3) "Giving instruction on the showing or training of a performance horse" means providing coaching or lessons with the intent to improve the rider's ability to show or train a performance horse.

- i. NRHA does not consider occasional and irregular encouragement or collaboration among Non Pros to be "giving instruction" so long as the same is not done for remuneration. Such sportsmanship among Non Pros is encouraged by NRHA.

(4) "Performance horse" includes horses that engage in the western stock sports, including but not limited to, reining, reined cow horse, cutting, roping, ranch riding, ranch versatility, etc.

(c) NRHA does not consider an NRHA Professional's spouse or family members to be ineligible for Non Pro status unless they themselves receive remuneration for the Prohibited Activities. Those individuals can show as Non Pros so long as they meet the requirements.

(d) Except as provided in (e) below, a person who is ineligible to obtain Non Pro status may become eligible by meeting all Non Pro requirements for a period of three (3) years (“Ineligible Time Period”). During the Ineligible Time Period, the member may only show in NRHA Open competition.

(e) The ineligible time period provided in (d) above shall be a period of one (1) year where, at the time of the member’s Non Pro application, the following conditions are met:

(1) The member is age sixty five (65) or older;

(2) The member has not won more than \$200,000 in Open and Non Pro reining competition (Categories 1, 2 and 6); and

(3) The member has never previously applied for Non Pro status using a one (1) year ineligible time period.

(f) After the Ineligible Time Period and obtaining Non Pro status, the member is eligible for any classes based on his/her current eligibility.

(g) Non Pro Relinquishment: A Non Pro who gives up his/her Non Pro status to become an NRHA Professional member must complete and submit the Non Pro Relinquishment form **before** becoming an NRHA Professional or a professional trainer. When the form is received, NRHA may back out the applicable previous earnings. The Non Pro earnings in any category/class will not be utilized in determining current eligibility, with the exception of the Category 2 or 6 Level 1 Open and Rookie Professional class.

(2) Application Process:

(a) An applicant must complete the official NRHA Non Pro Declaration, and submit it to the NRHA office with the appropriate fee.

(b) Persons applying for Non Pro status must answer all questions on the Non Pro Declaration, agree to abide by the Non Pro Code of Conduct and Ethics, and sign the Non Pro Declaration affirming the truth of all statements and accepting all rules and regulations relating to NRHA Non Pro membership.

(c) An applicant must complete a Non Pro Declaration prior to entering a Non Pro class. Non Pro status will be granted on a temporary basis and is subject to revocation and forfeiture of earnings and prizes pending publication of the Non Pro member’s name on nrha.com.

(d) Once Non Pro status is granted, the Non Pro does not have to resubmit a Non Pro Declaration unless there is a change in his/her eligibility or if the membership lapses for more than one calendar year.

(3) Showing:

(a) Ownership: A horse shown in Non Pro competition must be solely and completely owned by one of the following:

(1) the Non Pro

- (2) Member(s) of the Non Pro's immediate family
- (3) A corporation, partnership, or other business entity provided that the Non Pro and/or members of his/her immediate family are the sole owners of that business entity and the ownership of that business entity does not change to include non-immediate family members or entities. Ownership will be evidenced by the competition license. See the Competition Licensing section of the *Handbook*.
- (b) Immediate family** is defined as: spouse, partner/mate, parent, spouse's parent, partner/mate's parent, step-parent, legal guardian, child, step-child, sibling, sibling's spouse, sibling's partner/mate, half sibling, step-sibling, aunt, uncle, niece, nephew, grandmother, and grandfather.
- (1) **Partner/mate status** will only be accepted when the civil status is legally and lawfully registered in the country/state of residence. All relationships must be current and lawful.
- (c) It is the Non Pro's responsibility to file an Immediate Family form with the NRHA prior to showing a family member's horse, and to update the form with any changes. If there is no Immediate Family form on file with the NRHA office, a Non Pro may be required to forfeit any NRHA Non Pro classes in which he/she has shown.
- (d) Entry fees and/or show-related expenses paid by anyone other than the Non Pro, his/her immediate family, or a family-owned business entity as outlined above, shall be considered remuneration and could jeopardize Non Pro status.
- (e) Any transaction relating to the sale or transfer of a horse to a Non Pro other than by immediate family members must be at fair market value. The Non Pro is responsible for documenting said transaction in a satisfactory fashion in the event of any protest.
- (1) If a Non Pro and/or his/her immediate family member sells a horse and then buys it back, that horse cannot be shown in Non Pro classes for 180 days from the date of the original sale.
- (f) Leases:** A leased horse may be shown in Non Pro competition under the following guidelines:
- (1) Prior to showing, the lessee (Non Pro) showing the leased horse, must submit a completed lease application and all fees.
- (2) The lease must be to an individual only. There are no restrictions to the number of times the lease can be renewed. All leases end on December 31 of the calendar year.
- (3) During the term of the lease, the lessee and his/her immediate family may show the leased horse in all categories of classes, excluding Categories 2 and 6.

(4) A Professionals member may show the leased horse in open competition.

(5) Only one lease at a time per horse per year will be recognized.

(6) The lessor may not show the horse during the term of the lease.

(7) Lessor must be a current NRHA member in good standing. An Associate membership is acceptable.

(8) During the term of the lease, all points and/or monies earned will be credited to the lessee.

NOTE: NRHA Professionals may show a leased horse in any open competition they are eligible for, even if they are the owner (lessor) of the leased horse. This includes Category 2 & 6 classes. Lessors with Non Pro, Youth, Youth Non Pro or Associate memberships may show the leased horse in Category 10 (Green Reiner, Ride & Slide), Rookie (Rookie L1, Rookie L2, Prime Time Rookie, Youth Rookie) and Unrestricted Youth, as there are no ownership restrictions in these classes. Refer to the current policy set forth by the Board regarding Eligibility. Additionally, lessors may show the leased horse in any Open competition for which they are eligible.

(4) Allowances:

(a) A Non Pro can accept payment of entry fees and/or expenses for:

(1) Demonstrations, exhibitions, or international competitions where the Non Pro is representing their National Federation.

(2) Competitions where the Non Pro is representing their college or school as an individual or part of a team.

(3) Demonstrations pre-approved by the NRHA Executive Committee.

(4) Travel expenses from an NRHA Affiliate for exhibitors qualifying for NRHA Affiliate Championship competition. See Adequan® North American Affiliate Program Conditions.

(b) Students enrolled in college/university equine programs may accept remuneration for giving lessons or training horses astride as part of an educational curriculum (e.g., internships, exchange programs) during the term of the curriculum. To be accepted under this provision, a Non Pro applicant must disclose this information to the NRHA office. Students exempted under this provision may only show in open competition during the term of the curriculum.

(c) A Non Pro may appear in advertisements and/or endorse products or services. Remuneration, direct or indirect, may be received for these activities. However, the Non Pro must abide by all other requirements of the Non Pro Conditions and refrain from engaging in Prohibited Activities.

(d) A Youth member can be selected for and participate in any NRHyA approved exchange program without jeopardizing his/her Youth Non Pro status.

(e) A Non Pro applicant can be a certified instructor in a national equine therapy program (e.g. Professional Association of Therapeutic Horsemanship International). The therapy instructor shall only teach students enrolled with an approved organization or students prescribed such rehabilitation by a licensed medical doctor. For NRHA to accept a Non Pro under this provision, the applicant must disclose this information on his/her Non Pro Declaration form.

(f) If a member is employed by a university to serve as a coach for an equestrian team competing in organizations such as NCEA or IHSA, the member must wait to reapply for non pro status for one year following the end of employment. If during the time the member served as a coach, he/she received remuneration for training, showing astride or giving instruction as previously defined in this rule, the member must wait three years to reapply for non pro status.

(g) Any youth rider 18 years of age or younger who is a current member of NRHA is eligible to reside and/or work for any NRHA Professional in good standing. Remuneration can include, housing and food. Youth rider would be allowed to have their personal horse or horses with the trainer and details of board and training would be decided between those parties. Youth rider would be allowed to ride any horses both at home and at horse shows while working for trainer. Youth rider would be allowed to compete in the youth and non pro based on current NRHA rules.

(5) Non Pro Investigation Procedures:

(a) A Non Pro card is a privilege and not a right.

(b) The Non Pro Committee may review all applicants and make a recommendation to the NRHA Board of Directors whose decision shall be final.

(c) Should a member wish to protest the eligibility of a Non Pro, he/she may file a protest with the NRHA office in accordance with the procedures set forth in the Disciplinary Procedure section.

(d) NRHA has the right to review details of any transaction relating to the sale of a horse, including in the review shall be methods of procurement, all transfer records, canceled checks and deposit slips.

(6) NRHA Apprentice Program:

(a) Non Pro Apprentice Exemption: Apprentice status must be granted prior to a Non Pro applicant apprenticing with an NRHA Professional. Applicants must allow forty-five (45) days (minimum) for processing applications. Individuals who begin an apprenticeship prior to Apprentice status being granted are in violation of the Non Pro conditions and their Non

Pro status will be in jeopardy. Failure to comply with the application requirements as specified in this *Handbook* may result in disciplinary action.

(b) A Non Pro may participate in the Apprentice Program only once. The Non Pro must complete an Apprentice Program Application.

(c) All applicants must be at least 18 years of age.

(d) There is no earnings limit to apply for Apprenticeship.

(e) An Apprentice Program applicant may be subject to a personal interview with the Non Pro Committee.

(f) The NRHA Office may grant Apprentice status.

(g) The applicant must apprentice with an NRHA Professional and physically work at their facility.

(h) The Apprentice can only show in Open division classes during the apprenticeship period, and all of his/her previous NRHA Non Pro and Open earnings will be used to determine the Apprentice's class eligibility.

(i) The Apprenticeship period is twelve (12 consecutive months. At the end of that time, the Apprentice may choose to remain an Open rider, in which case, previous Non Pro earnings will be backed out for class eligibility purposes. If the Apprentice does not wish to remain an Open rider, he/she must reapply for Non Pro status and is subject to the Non Pro conditions. Any monies won during the Apprenticeship will be applied to his/her Non Pro eligibility. (*See Non Pro Relinquishment for specifics*)

C. COMPETITION LICENSING

(1) An NRHA competition license is a permanent identification record assigned to each horse. All horses competing in NRHA approved competition are required to have a competition license (except for those being shown only in Category 10 classes).

(2) Naming Requirements: A horse's registered breed name will be used as its NRHA competition name. Owners of unregistered horses may select a name, provided the name does not appear in the NRHA database prior to the application date. Once an NRHA competition name has been recorded, the horse's name may only be changed if it has been changed with a breed registry, and it has not competed in an NRHA show or been listed as the sire or dam on an offspring's competition license or nomination. For grade horses, only the second condition applies. The following classes of names are not eligible for use:

(a) Names consisting of more than 25 letters (including letters, numbers and blank spaces); Arabic numbers are permitted;

(b) Names consisting entirely of initials such as C.O.D., F.O.B., etc.;

(c) Names ending in "filly," "colt," "stud," "mare," "stallion," or any similar horse-related term;

(d) Names consisting entirely of numbers. Numbers above thirty may be used if they are spelled out;

- (e) Names that are suggestive or have a vulgar or obscene meaning; names considered in poor taste; or names that may be offensive to religious, political or ethnic groups; and
 - (f) Names that appear to be designed to harass, humiliate or disparage a specific individual, group of individuals or entity.
- (3) For NRHA age-restricted events (such as futurities and derbies), the horse's age shall be determined as follows:
- (a) For horses foaled in the Northern Hemisphere, age will be determined by calendar year, starting January 1 of the year foaled. The horse is a weanling during the year foaled and a yearling during the following year.
 - (b) For horses foaled in the Southern Hemisphere, age will be determined one of two ways:
 - (1) Horses foaled July 1 through December 31 will be considered a weanling during the next calendar year after which it was foaled, and a yearling during the subsequent year. (For example: a horse foaled July 1, 2016-December 31, 2016 will be considered a weanling in 2017 and a yearling in 2018).
 - (2) Horses foaled in the Southern Hemisphere January 1 through June 30 will be considered a weanling during the calendar year in which it was foaled and yearling during the following year.
- (4) A one-time fee is assessed for the horse's original competition license. A copy of the horse's registration papers must accompany the application. For unregistered horses, photographs of the horse's front, back, left and right sides must accompany the application. Additional fees will be assessed for replacement licenses, ownership transfers, and reprints requested for any reason, such as a name change, or an update from stallion to gelding status.
- (5) It is the purchaser's responsibility to obtain a horse's competition license and/or signed transfer documentation from the previous owner, and to submit all transfer paperwork and fees prior to showing the horse. The competition license, or the license transfer, is effective on the date it is received in the NRHA office or submitted to the show secretary at an NRHA approved event; it is not retroactive.
- (6) The competition license (original, photocopy or electronic file) must be shown to the show secretary at NRHA approved events. All competition license applications and transfers of ownership must be completed prior to competing.
- (7) If a horse is shown without correct ownership on the competition license, the show secretary and the rider will be fined. A second offense may result in disqualification, forfeiture, and an additional fine.
- (8) **Lost Competition Licenses:** Competition licenses that have been lost for any reason can be replaced by filing an affidavit and submitting the appropriate fee.

(9) Any misrepresentation or false statement on the license application shall constitute unsportsmanlike conduct and will subject owner and/or exhibitor to disciplinary action as set forth in the *NRHA Handbook*.

(10) When a horse is gelded, the owner must report it to the NRHA immediately and return the horse's original competition license to the NRHA with a statement indicating the gelding procedure date. The NRHA staff will make the appropriate notation in the records and the digital license will be updated at no charge.

D. CATEGORIES OF COMPETITION AND CLASS ELIGIBILITY

Eligibility is effective January 1 of each year, and exhibitors and horses maintain eligibility through December 31. Money earned through December 15th, will be used to determine both horse and rider eligibility for the subsequent show season.

It is the owner's and rider's responsibility to be aware of official NRHA horse and rider earnings. When eligibility limits are surpassed during the show year, the exhibitor can complete the year in that specific class or division. Any rider competing in a class or division for which he/she is ineligible (or his/her horse is ineligible) will be fined for the first offense. After receiving notice, any second offense may result in an additional fine. For youth riders see **YOUTH SHOW RULES AND REGULATIONS, A. MEMBERSHIP AND SHOW CONDITIONS (7)**. When a horse/rider is found to be ineligible, the earnings will be forfeited to the show secretary or manager of the event for redistribution. NRHA will correct the class placing and earnings in the database. The disqualified exhibitor is responsible for returning all forfeited earnings, prizes and awards to the show secretary or show manager.

When a suspended exhibitor is reinstated as an NRHA member in good standing, his/her eligibility will resume at the level held prior to suspension. Anyone showing in NRHA approved competition is subject to NRHA rules including those in Section F. General Show Conditions as outlined in this *NRHA Handbook*. Current eligibility requirements for all categories, classes, and divisions as set forth by the NRHA Board can be found on nrha.com or in the Eligibility Policy section of this *Handbook*. For members giving up Non Pro cards, or open riders who wish to attain Non Pro status, please refer to the Non Pro Conditions.

CATEGORY 1

(NRHA Approved Ancillary classes; World Champion and Top Ten awards to apply, excluding Prime Time Open. Requires a NRHA Professionals, Non Pro, Youth or Youth Non Pro membership in order to show.) Refer to the current policy set forth by the Board regarding Eligibility. For members giving up Non Pro cards please refer to the Non Pro Conditions.

Open	
Intermediate Open	
Limited Open	
Rookie Professional	Can run concurrent with any Category 1 Open, Intermediate Open, or Limited Open. Professional membership is required
Prime Time Open	For persons 50 and older as of January 1 of the current year. Money won will not count toward World Champion awards.
Non Pro	
Intermediate Non Pro	
Limited Non Pro	
Prime Time Non Pro	For persons 50 and older as of January 1 of the current year.
Masters Non Pro	For persons 60 and older as of January 1 of the current year.
Novice Horse	Can be held in Levels 1, 2 and 3 also available in Open and Non Pro divisions.

CATEGORY 2

NRHA Approved Aged Shows (Futurity, Derby and other approved Aged Shows; see G. Aged Show Conditions. Not for NRHA World Champion and Top Ten awards. Requires a NRHA Professionals, Non Pro, Youth or Youth Non Pro membership in order to show.) Refer to the current policy set forth by the Board regarding Eligibility. For members giving up Non Pro cards please refer to the Non Pro Conditions.

Level 4 Open	
Level 3 Open	
Level 2 Open	
Level 1 Open	
Prime Time Open	For persons 50 and older as of January 1 of the current year.
Level 4 Non Pro	
Level 3 Non Pro	
Level 2 Non Pro	
Level 1 Non Pro	
Prime Time Non Pro	For persons 50 and older as of January 1 of the current year.
Youth Non Pro	For youth 18 and younger as of January 1 of the current year. 13 & under and 14-18 can also be approved if requested.

Snaffle Bit or Hackamore	Limited to 3, 4, and/or 5 year old horses. Any combination of these classes can be offered: 3 year old; 3 and 4 year old; 4 year old and under, 5 and under; 4 and 5 year old. Can be run in either Open or Non Pro divisions. See NRHA Rules for Judging for more details.
Maturity	The Maturity is an aged event for older horses, with specific age requirements to be determined by show management. However, no horse may be entered in both a Derby and a Maturity at the same show.
Amateur Derby	Must have a Non Pro membership. See Show Rules and Regulations, I. Aged Show and Closed Aged Show Conditions for additional rules.
Masters Non Pro	For persons 60 and older as of January 1 of the current year.

CATEGORY 3

See Youth Show Rules and Regulations. Requires a Youth or Youth Non Pro membership in order to show. Refer to the current policy set forth by the Board regarding Eligibility.

Youth 10 & Under Short Stirrup	For youth 10 & under as of January 1 of the current year. Must run Pattern A or B only. Riders may use a horse without the restrictions of ownership defined in the Youth Conditions. Not a Top Ten class and points will not count toward Rookie or Youth Rookie eligibility. No penalty for holding the saddle. May ride with standard reins or any type of closed reins. May ride with one or two hands on the reins at any time during the class.
Youth 13 & Under	For youth 13 & under as of January 1 of the current year. Must use horses with ownership as defined in the Youth Show Rules and Regulations. Top Ten Class.
Youth 14-18	For youth 14–18 as of January 1 of the current year. Must use horses with ownership as defined in the Youth Show Rules and Regulations. Top Ten Class.
Youth Rookie 18 & Under	For youth 18 & under as of January 1 of the current year. Riders may use a horse without the restrictions of ownership defined in the Youth Conditions. Not a Top Ten class. May run concurrent only with Youth classes.

Unrestricted Youth	For youth 18 & under as of January 1 of the current year. Riders may use a horse without the restrictions of ownership defined in the Youth Conditions. Not a Top Ten class. May run concurrent only with Youth classes
--------------------	---

CATEGORY 4

(NRHA approved Breed Restricted classes (excluding aged shows) restricted by breed or Para-Reining classes. Not for NRHA World Champion and Top Ten awards. Requires a NRHA Professionals, Non Pro, Youth, Youth Non Pro or Associate (Para-Reining only) in order to show.)

Jr. Reining	Sr. Reining	All Age Reining
Amateur Reining	Youth Reining	Open Reining
Non Pro Reining		
Any approved graded para-reining class		

CATEGORY 5

NRHA approved Ancillary classes. Not for World Champion and Top Ten awards. Requires a NRHA Professionals, Non Pro, Youth or Youth Non Pro membership in order to show. Refer to the current policy set forth by the Board regarding Eligibility. For members giving up Non Pro cards please refer to the Non Pro Conditions.

Ancillary Gelding Incentive Classes	Any ancillary class may offer this division. Entry may be made only after entering the corresponding class. Added money cannot be greater than the added money of the corresponding class. May be jackpotted or have added money. There may or may not be a judges fee.
Rookie Level 2	Must have a Non Pro membership. Riders may use a horse without the restrictions of ownership defined in the Non Pro Conditions. Horses are to be shown one handed. Rookie Level 2 can only be run concurrent with Rookie Level 1 or Prime Time Rookie. Must offer Rookie Level 1 in order to hold a Rookie Level 2.
Rookie Level 1	Must have a Non Pro membership. Riders may use a horse without the restrictions of ownership defined in the Non Pro Conditions. Horses are to be shown one handed. Rookie Level 1 can only be run concurrent with Rookie Level 2 or Prime Time Rookie.

Prime Time Rookie	For persons 50 and older as of January of the current year. Must have Non Pro membership. Must run concurrently with a regular Rookie class. Money will not count toward World awards. Money won will be used to determine eligibility for Rookie class only.
Legends Non Pro	For Persons 70 and older as of January 1 of the current year. Ancillary Legends Non Pro classes will not count as a top ten class.
Senior Horse	Restricted to horses 6 years of age or older. Class must be FEI approved. Can be run in either Open or Non Pro divisions.

CATEGORY 6

NRHA Approved Closed Aged Shows; see G. Aged Show Conditions. Not for World Champion and Top Ten awards. Requires a NRHA Professional, Non Pro, Youth or Youth Non Pro membership in order to show. Refer to the current policy set forth by the Board regarding Eligibility. For members giving up Non Pro cards please refer to the Non Pro Conditions. Closed aged shows require entry using specific criteria, i.e. breeders' futurities and derbies that require stallion subscription of 3 or more stallions, foal nomination, breed or gender restrictions or other such requirements. Category 6 classes must be patterned after Category 2 classes.

Gelding Incentive	May be offered in any Category 2 or 6 class. Entry may be made only after entering the corresponding class. Added money cannot be greater than the added money of the corresponding class. May be jackpotted or have added money. There may or may not be a judges fee.
Mare Incentive	May be offered in any Category 2 or 6 class. Entry may be made only after entering the corresponding class. Added money cannot be greater than the added money of the corresponding class. May be jackpotted or have added money. There may or may not be a judges fee.
Level 4 Open	
Level 3 Open	
Level 2 Open	
Level 1 Open	

Prime Time Open	For persons 50 and older as of January 1 of the current year. Can run concurrent with the Category 2 Level 4, Level 3, Level 2, or Level 1 Open class.
Level 4 Non Pro	
Level 3 Non Pro	
Level 2 Non Pro	
Level 1 Non Pro	
Prime Time Non Pro	For persons 50 and older as of January 1 of the current year. Can run concurrent with the Category 2 Level 4, Level 3, Level 2, or Level 1 Non Pro class.
Youth Non Pro	For youth 18 and younger as of January 1 of the current year. Can run concurrent with the Category 2 Level 4, Level 3, Level 2, or Level 1 Non Pro class. 13 & under and 14-18 can also be approved if requested.
Maturity	The Maturity is an aged event for older horses, with specific age requirements to be determined by show management. However, no horse may be entered in both a Derby and a Maturity at the same show.
Amateur Derby	Must have a Non Pro membership. See Show Rules and Regulations, I. Aged Show and Closed Aged Show Conditions for additional rules.
Masters Non Pro	For persons 60 and older as of January 1 of the current year. Can run concurrently with the Category 2 Level 4, Level 3, Level 2, or Level 1 Non Pro class.

CATEGORY 7

NRHA Approved Affiliate Championship classes; requires qualification through the NRHA Affiliate Championship program to enter. Not for NRHA World Champion and Top Ten awards. Requires a NRHA Professionals, Non Pro, Youth or Youth Non Pro membership in order to show. Refer to the current policy set forth by the Board regarding Eligibility.

CATEGORY 8

INTERNATIONAL & NGB COMPETITIONS

International, NGB-National Governing Body, to include recognized and/or approved events with a focus on riders representing their countries in individual or team competition.

Approved Category 8	Events that are run concurrently with NRHA classes and seek NRHA approval.
Recognized Category 8	Events that are run separately from NRHA classes or events but seek NRHA approval.

Category 8 National Federation Approval Requirements

(a) Owners and riders competing in NRHA/NF Dual Approved competition will be required to be members in good standing of the NRHA.

(b) An event must declare its intent to seek approval or recognition to the NRHA by supplying to NRHA the completed Show Approval Form and following the same guidelines as regular NRHA Events. See Show Rules and Regulations.

(c) The NRHA Executive Committee may examine the merits of events requesting approval or recognition. See Show Rules and Regulations.

(d) Monies earned in Approved or Recognized Events will count towards NRHA lifetime earnings.

CATEGORY 9

(Freestyle classes only, NRHA rules to apply, but not for World Champion and Top Ten awards. See Freestyle Reining section of the *NRHA Handbook*. Requires a NRHA Professionals, Non Pro, Youth or Youth Non Pro membership in order to show.)

Freestyle Open

Freestyle Non Pro

CATEGORY 10

Entry level classes only. Not for World Champion and Top Ten Awards. Requires a NRHA Professional, Non Pro, Youth, Youth Non Pro, Associate, membership in order to show. Refer to the current policy set forth by the Board regarding Eligibility.

Entry Level Ride & Slide Open Level 2	
Entry Level Ride & Non Pro Level 2	General members must obtain Non Pro status, Associate and Youth members do not need Non Pro status but must be eligible to obtain it. Riders may use a horse without the restrictions of ownership defined in the Non Pro Conditions.
Entry Level Ride & Slide Youth Level 2	For youth 18 & under as of January 1 of the current year. Riders may use a horse without the restrictions of ownership defined in the Youth Conditions.
Entry Level Ride & Slide Open Level 1	
Entry Level Ride & Slide Non Pro Level 1	General members must obtain Non Pro status, Associate and Youth members do not need Non Pro status but must be eligible to obtain it. Riders may use a horse without the restrictions of ownership defined in the Non Pro Conditions.

Entry Level Ride & Slide Youth Level 1	For youth 18 & under as of January 1 of the current year. Riders may use a horse without the restrictions of ownership defined in the Youth Conditions.
Green Reiner Level 1	General members must obtain Non Pro status, Associate and Youth members do not need Non Pro status but must be eligible to obtain it. Riders may use a horse without the restrictions of ownership defined in the Non Pro Conditions.
Green Reiner Level 2	General members must obtain NonPro status, Associate and Youth members do not need Non Pro status but must be eligible to obtain it. Riders may use a horse without the restrictions of ownership defined in the Non Pro Conditions.

CATEGORY 11

NRHA Approved classes not corresponding to other NRHA Categories. Requires a NRHA Professional, Non-Pro, Youth or Youth Non-Pro membership in order to show.

CATEGORY 12

NRHA Nominator Incentive earnings. Not for rider/horse eligibility or World Champion and Top Ten awards.

CATEGORY 13

NRHA approved classes not corresponding to other NRHA Categories. Not for lifetime earnings, Million Dollar (sire/dam/owner/rider/breeder) status, rider/horse eligibility, Top 20 Program or World Champion and Top Ten Awards. Requires an NRHA Professionals, Non Pro, Youth, or Youth Non Pro membership in order to show.

E. UNAPPROVED CLASSES

AFFILIATE LEVEL CLASSES The NRHA recognizes the need for diversity in classes held at different levels of competition and in different geographical areas, as well as to generate promotional activity for affiliate groups. This diversity allows for growth and development of affiliate and uniqueness in show management.

Among these types of classes are: Ladies, Men's, Leadline and many additional classes with a variety of individual conditions written by the affiliate or show management. These classes often use NRHA rules with a noted variation in show conditions to accommodate the specific class.

NRHA does not sanction these classes for national competition, but does recognize and encourage their use for the growth and development of the affiliates, the interest of the exhibitors, and the overall management of the reining show.

Official NRHA trophies and plaques will not be awarded in Affiliate Level classes.

F. GENERAL SHOW CONDITIONS

(1) All entry forms must accurately and truthfully identify horses, owners (based on records in NRHA database), and riders when the information is asked for from the exhibitor. Any misrepresentation or false statement on the entry form shall constitute unsportsmanlike conduct and will subject owner and/or rider to disciplinary action as set forth in the *NRHA Handbook*. Inaccurate information can affect official NRHA earnings records for Top Ten standings and other purposes.

(2) All exhibitors and owners/co-owners must be current NRHA members in good standing. The only exemption is for Category 4 and 10 horse owners. New and renewing members may purchase memberships at the show and file any necessary declarations, or forms and fees. Renewing Non Pro and Professionals members must present their previous year's card to the show secretary. New Professionals members must complete a Code of Conduct and submit it with the membership form and fee. Refer to the Membership, Non Pro and Youth sections of this *Handbook* for details. If a horse is shown without current NRHA membership for the owner/co-owner and/or rider, and it is required, the show and rider will be fined and the horse will be disqualified and forfeited from the class. Failure to pay could result in suspension and all membership privileges could be denied. Refer to **GENERAL RULES AND REGULATIONS, F. Section 2. Failure To Pay.**

(3) Class working order is determined by a draw. All horses in a class must run as drawn, except in the case of an event that is running multiple arenas simultaneously. Priority is given to one arena, and that arena will maintain the draw order; the other arena will be flexible in its working order to assist riders with conflicts between arenas.

(4) The class draw must be available to exhibitors at least one hour prior to the first horse entering the arena. When class entries close the night before the class is to be held, the draw must be posted by 10:00 p.m. on the closing date.

(5) If an entry is made after the draw is posted, it is the decision of the show management as to whether that entry runs first or last. The policy must be consistent for all late entries in that class except when exhibitors are showing multiple horses.

(6) Exhibitors that enter and scratch a class for any reason after the draw has been posted will be liable for any and all fees incurred in connection to entering that class.

(7) All horses must display the correct exhibitor number. Failure to display the number, or displaying the wrong exhibitor number, will result in the rider receiving a fine per offense to be collected by show management.

(8) If an entrant misses his/her turn as determined by the draw, he/she will be disqualified from that go-round (except in unusual and unavoidable circumstances). Class judges will determine each case on its own merit.

(9) Rider substitutions will not be permitted except when the show management and NRHA Representative/Steward mutually agree, such as when an exhibitor becomes injured or other extenuating circumstances prevail.

(10) A rider may not show more than three (3) horses in an NRHA class. If a rider rides more than one horse, there should be a spread of at least eight (8) horses between his/her runs. When this is not possible due to a limited number of entries, the spread should be the maximum possible. If a hand-draw is performed for a finals class, a rider may accept a draw with less than eight (8) horses between his/her runs. A horse may be entered only once per class. When classes run concurrently, a rider may show three (3) horses per class. However, a horse may be shown only once. In Para-Reining, a rider cannot show more than one (1) horse in a class; however, a horse may be shown a maximum of two (2) times in the same class under different Para-Reining riders.

(11) No event may run two separate shows of the same class concurrently as a double judged event.

(12) All horses must be ridden astride.

(13) All judges' decisions are final.

(14) It is mandatory for all riders to use appropriate western tack and western attire while showing; this would include a long sleeve shirt with collars and buttons, snaps, or zipper western hat or safety helmet, boots, western saddle, and western bridle. Long sleeves must be rolled down. All types of sweatshirts are not permissible. Sweaters, vests or jackets may be worn over an appropriate shirt. It is recommended that chaps may be worn in every class that has \$2,000 or more in added money. (Freestyle reining being exempt based on conditions.) Failure to use appropriate attire will result in a no score. The use of an ASTM/SEI certified helmet is optional in all Para-Reining classes and/or any time a Para-Reining rider is mounted. Except in the cases where the Para-Reining is a Category 4, then the Para-Reining must submit show conditions for approval. Show management is responsible for informing exhibitors and judges which category and any special conditions for Category 4 approved classes.

(15) The Affiliate, show committee, and all participants, spectators, and others acknowledge that because these rules have been established on the basis of experience and fairness to all who are interested in the betterment of reining horse competition, the NRHA assumes no liability for any injuries, damages, or claims from any Affiliate, show committee, participant, or spectator, arising out of performance conducted under the NRHA General Rules and Regulations.

(16) Any person or entity in violation of NRHA rules may be subject to, but not limited to, fines, forfeitures, exclusion from Top Ten standings, probation, and/or disciplinary procedures.

(17) By entering an NRHA approved event, horse owners and exhibitors are granting the NRHA and the event's organizers permission to use the images taken of them by the official event photographer and the official videographer for any and all educational, promotional, and review purposes.

(18) No horse may be shown before its 3-year-old year in NRHA events.

G. EVENT APPROVAL

The NRHA may approve events that meet the approval criteria outlined in the *NRHA Handbook*. The Executive Committee may deny approval to any reining event that appears not to be in the best interest of the sport or the National Reining Horse Association. Failure of events to comply with NRHA rules and policies, may result in fines and disciplinary action, as well as jeopardize future event approvals. For NRHA approval, organizers must staff the event with a show manager, secretary, and representative/steward who are current NRHA General, Non Pro, or Professionals members in good standing. Show managers and officials must also meet certification requirements and follow all guidelines as outlined in this *Handbook*. It is mandatory that judges be selected from the official NRHA Judges List.

(1) An NRHA event may contain one or multiple shows, and is defined as the entire duration of the Reining from start to finish.

(2) An NRHA show is a group of classes which may also be referred to as a slate of classes.

(3) Official NRHA event approval forms must be submitted to the NRHA office by the deadline as follows:

Level of Event	Event Approval deadline
AA, A	Not less than ninety (90) days prior to the entry closing date
B, BB & Top Ten Events	Not less than sixty (60) days prior to the first day of the show
C & D	Not less than thirty (30) days prior to the entry closing date

For European Events

Level of Event	Event Approval deadline
AA, A	Not less than one hundred and eighty (180) days prior to the first day of the event. Added money may be changed up until 90 days prior to the first day of the event so long as it does not change the classification of the event.
B, BB & Top Ten	Not less than sixty (60) days prior to the Events first day of the show
C & D	Not less than thirty (30) days prior to the entry closing date

For European events, a AA event MAY only be allowed every three weeks, an A event will require 2 weeks in-between or a distance of 1000km. Any conflicts of event approvals for European events be determined by the European Executive Board or the European Council. The European Executive Board will review all AA and A approvals that are submitted after the 180-day deadline and will either grant or deny approval based off their conflict with other already existing events.

Any changes made to information on a submitted event approval form must be done in a timely manner. It is at the NRHA's discretion as to whether the changes can be accepted. Any event approval form received in the NRHA office after the required deadline, or a form that is not completed in full, may be subject to a late fee. Any changes to added money, entry fees, or retainage fees for classes that count toward NRHA Top Ten standings must be submitted 60 days prior to the event's entry closing date.

(4) Show approvals are awarded on a first come basis except in cases of established events. To preserve a preferential show date, an established event must contact the NRHA office in writing not less than six (6) months in advance of the requested date. **By preserving the preferential date, the event will be given preference for G. Event Approval (5) listed below.**

(5) For events with overlapping dates, only one Ancillary event offering a Lawson Trophy reining may be held within 350 miles (550 kilometers).

(6) The Executive Committee may deny approval of events scheduled during the same week as an NRHA-owned event. Executive Committee approval is required for any NRHA sanctioned events in the same geographic region or within 500 miles (806 kilometers) of an Affiliate or Continental Finals.

(7) At least two (2) chair judges must be used in all NRHA approved classes with \$5,000–\$9,999 in added money. At least three (3) chair judges are recommended, but a minimum of two (2) chair judges are required, for all NRHA approved classes with \$10,000–\$49,999 in added money. Five (5) chair judges are required for all NRHA approved classes with \$50,000 or more in added money. When five (5) chair judges are used the high and low scores will be dropped.

(8) Entry fees may not be more than 10% of the added money.

(9) Judge's fees may not exceed the entry fee.

(10) Event Classifications:

All Events except BB, A, AA - events must have a Show Secretary and a Show Manager/Show Representative, and they must be two separate individuals. The Show Secretary or Show Manager must be certified by NRHA. BB, A, AA events must have a Show Secretary, Show Manager, and a Show Representative/Steward (must be at least three individuals). All trophy and/or plaque payments must be submitted with the approval

form if NRHA official trophies are ordered. It is mandatory that all approved shows utilize judges from the NRHA Judges List. Any authorized board, club or show committee member who is not showing at said show can contract the services of NRHA approved judge(s). The person(s) hiring the judge(s) will not hire a member of their immediate family (immediate family as defined per the *NRHA Handbook*) to be the (or one of the) official judge(s) of an NRHA approved show. (Except for Category 10 classes.)

(a) D Events:

(A) Ride & Slide Event.

(B) Show Secretary must be NRHA certified or preapproved by NRHA.

(b) C Events:

(A) \$1–\$999 added money to the entire event.

(B) Show Secretary or show manager must be certified by the NRHA.

(c) B Events:

(A) \$1,000–\$14,999 added money to entire event.

(B) Show Secretary or show manager must be certified by the NRHA.

(C) Show Representative/Steward cannot be an immediate family member (as defined in the Non Pro conditions) of the Show Secretary and/or the Show Manager. **Exception: at shows with multiple stewards, an exhibitor may be a family member pending approval by the NRHA.**

(d) BB Events:

(A) \$15,000–\$49,999 added money to the entire event.

(B) The Show Representative/Steward cannot be an immediate family member (as defined in the Non Pro conditions) of the Show Secretary and/or the Show Manager. **Exception: at shows with multiple stewards, an exhibitor may be a family member pending approval by the NRHA.**

(C) Official videographer for all classes is strongly recommended. Since official videography can be used for reviews, the video must be captured manually, not by using automated systems.

(D) Show Secretary or Show Manager must be certified by NRHA.

(e) A Events:

(A) \$50,000–\$99,999 added money to entire event.

(B) The Show Representative/Steward cannot be an immediate family member (as defined in the Non Pro conditions) of the Show Secretary and/or the Show Manager. **Exception: at shows with multiple stewards, an exhibitor may be a family member pending approval by the NRHA.**

(C) Judges not to judge over 12 hours per day, actual

judging, not including breaks.

(D) Official videographer required for all classes. Since official videography can be used for reviews, the video must be captured manually, not by using automated systems. Other video may be captured, but does not fulfill the requirement for having an official videographer.

(E) Judges Monitor is recommended for the entire NRHA event.

(F) Show Secretary or Show Manager must be certified by NRHA.

(G) Show Secretary may not show.

(f) AA Events:

(A) \$100,000 or more added money to entire event.

(B) Show Steward, Show Secretary and Show Manager cannot be immediate family members (as defined in the Non Pro Conditions) of the Show Secretary and/or the Show Manager. **Exception: at shows with multiple stewards, an exhibitor may be a family member pending approval by the NRHA.**

(C) Judges not to judge over twelve (12) hours per day, actual judging, not including breaks.

(D) An NRHA Show Steward must officiate for the entire duration of the show.

(E) Official videographer required for all classes. By entering, exhibitors are giving NRHA and the event's organizers permission to use their images for any and all educational and promotional purposes. Since official videography can be used for reviews, the video must be captured manually, not by using automated systems. Other video may be captured, but does not fulfill the requirement for having an official videographer.

(F) Judges Monitor is recommended.

(G) Classes that offer \$50,000 - \$99,999 in added money, five chairs judges must be used.

(H) Classes that offer \$100,000 or more in added money (total of all divisions) a Judges Monitor and five chair judges must be used.

(I) Show Secretary or Show Manager must be certified by NRHA.

(J) Show Secretary may not show.

(11) Event Cancellation Policies

(a) Show Managers who intend to cancel an NRHA approved event must first get cancellation approval from the NRHA.

(b) Show managers must notify NRHA by phone or email. The cancellation request will be submitted to the Executive Committee for review.

(c) Emergency cancellations will be given special consideration when the safety of participants is at risk.

(d) NRHA will determine if materials, including trophies and/or plaques are to be refunded to the NRHA office at the show's expense.

(e) Failure to follow procedures may result in a fine and may jeopardize future show approvals.

(12) Show Manager

It is the Show Manager's responsibility to uphold all NRHA rules and regulations as set forth in the *NRHA Handbook*.

(a) Any reputable person, who can furnish proof that he/she is capable through ability or experience, may act in the capacity of show manager. A show manager must have a current NRHA General, Non Pro, or Professionals membership recorded solely in his/her name.

(b) Either the show manager or secretary must have attended an NRHA Show Secretary Seminar and been certified within the two (2) years preceding the show's approval date.

(c) The show manager shall:

(i) Be the person in charge of the NRHA division of the show, but may not serve as secretary or representative/steward at any show he/she is managing.

(ii) Have authority to enforce all rules pertaining to the show. He/she may excuse any horse or exhibitor from the show prior to, during, or after the judging.

(iii) Have jurisdiction over preparing and mailing all entry blanks, premium lists, catalogs, etc.

(iv) Be present on the show grounds for the duration of the show. If an emergency arises and the show manager is unable to fulfill his/her duties, an acting manager should be appointed. The acting show manager must meet the requirements as set forth in the *NRHA Handbook* and remain at the show grounds for the duration of the show. The approved show manager must submit a written explanation to NRHA for his/her absence.

(v) Extend every effort to satisfy the comfort of the horses, exhibitors, spectators, and officials and will be held responsible for maintaining clean and orderly conditions throughout the show. The show manager (along with the representative/steward) is responsible for ensuring humane treatment of horses by policing stalling areas, practice pens, and other areas at various times throughout the show.

(vi) Receive written or verbal complaints from exhibitors, trainers, owners, show participants, and other NRHA members related to cruel, abusive, or inhumane treatment of horses on show grounds, or any other complaints, incidents, or rule violations. The show manager shall forward such complaints to NRHA.

(vii) Immediately investigate inhumane treatment incidents and report them to NRHA. Show managers shall

make every effort to enlist judges, stewards or NRHA Professionals to help substantiate a horse welfare complaint. Whenever a show manager issues a verbal or written warning for the inhumane treatment of a horse, it is to be reported in writing to NRHA. If the show manager fails to do so, he/she may not be deemed appropriate to manage future NRHA shows.

(viii) Show schedules should not run more than 12 consecutive hours, excluding all breaks. To assist with the length of the show schedule, show management may require horses be jogged to center on designated patterns (See Rules for Judging, Patterns). Show management is responsible for posting this requirement. Show management could be subject to review and a possible fine for every quarter-hour past the 12-hour limit. Fines that are incurred due to unforeseen conditions may be waived following an appeal to the Executive Committee.

(ix) It is show manager's responsibility to ensure that classification requirements are met for the event and that proper documentation is kept in case of a protest. Failure to do so may result in a review and possible disciplinary action.

(13) Show Secretary

(a) Any reputable person, who can furnish proof that he/she is capable through ability or experience, may act in the capacity of show secretary. A show secretary must have a current NRHA General, Non Pro, or Professionals membership recorded solely in his/her name.

(b) Either the show secretary or the show manager must have attended an NRHA Show Secretary Seminar and been certified within the two (2) years preceding the show's approval date.

(c) The show secretary shall:

(i) Accurately maintain and record both entries and show results, and aid exhibitors in determining their eligibility.

(ii) Keep a complete set of results and judges' score sheets on file for at least one year from the show date. When electronic tablets are used, a handwritten NRHA official score sheet must be used to provide backup in the case of electronic tablet malfunction.

(iii) Oversee any and all show-related fees, such as: entry fees, judges' fees, stall fees; NRHA 5% payment; trophy/plaque fees; office charges; and medications testing fees, membership and competition licensing fees collected on behalf of NRHA and NRHyA.

(iv) Be responsible for checking entries to ensure that exhibitors and owners are current NRHA members, and that horse competition licenses reflect current ownership.

(v) Be present on the grounds for the show's duration.

If an emergency arises and the show secretary is unable to fulfill his/her duties, an acting secretary should be appointed. He/she must meet NRHA requirements. The approved show secretary must submit a written explanation to NRHA for his/her absence. The acting show secretary must remain at the grounds for the show's duration.

(vi) Be responsible for upholding all NRHA rules and regulations.

(vii) Ensure that the classification requirements for the event are being met, and to keep proper documentation in case of a protest. Failure to do so may result in a review and possible disciplinary action.

(14) Show Representative

(a) The show representative represents contestants' interests to judges and show management. He/she will be required to submit a representative's report to NRHA not more than fifteen (15) days after the show.

(b) The representative represents every contestant, and, at events with no official show steward, and he/she is the sole liaison between a contestant and the show managers and judges. Contestants and owners should direct any and all concerns with respect to judging to the appointed representative and limit interactions with judges to polite exchanges.

(c) A show representative must be an NRHA General, Non Pro, or Professionals member in good standing for at least one full calendar year prior to an event. The Board recommends that the representative be a current NRHA judge or an official NRHA steward. If neither is available, an NRHA Professional should be appointed. Further, a show representative cannot be a member of show staff or show officials. A show representative will be knowledgeable of NRHA rules and the application thereof and will act in a manner fitting and proper for one afforded the honor of show representative.

(d) This is to remain a voluntary and uncompensated position.

(e) The show representative will clearly post his/her name and contact information for exhibitors.

(f) Should the representative leave the show grounds for any reason, he/she will appoint a qualified alternate representative (as outlined above).

(g) The representative must report any horse abuse, or any actions detrimental to NRHA and its members, such as: loud and profane language; drunkenness or being under the influence of intoxicants; use of prohibited devices; unsportsmanlike conduct toward judges, show management, or other exhibitors; or any other NRHA rule infraction.

(h) More than one Show Representative may be appointed at multiple day shows or for any day over 12 hours, but only one at a time will serve. The "on duty" times shall be agreed upon by the available representatives, then should be clear-

ly communicated to show management and exhibitors.

(15) Show Steward

An NRHA Show Steward who is a current member must serve as an official at AA events.

(a) The steward's name must be listed on the show's approval form.

(b) The official NRHA steward will carry out all stated responsibilities; represent contestant interests to judges and show managers; and aid judges and show managers with NRHA rules.

(c) The official NRHA steward will investigate any situation whereby NRHA rules as listed in this *Handbook* are not being upheld. (see NRHA Show Steward section for more guidelines.)

H. ANCILLARY SHOW CONDITIONS

A full slate of Ancillary classes is defined as those offering the following classes: Open, Limited Open, Non Pro, Limited Non Pro, Youth 13 & Under, Youth 14–18 and Rookie Level 1.

(1) Ancillary events cannot be restricted by any means other than the requirements set forth.

(2) Ancillary events must have a minimum one (1) Youth 13 & Under class and one (1) Youth 14–18 class. Any class from Category 1, 3, 5 and 9 can be held in an Ancillary show.

(3) In NRHA approved Ancillary events, a minimum of one (1) Open reining must be offered. However, events with multiple Ancillary shows and multiple show applications, a minimum of one (1) Open class must be offered. Example: a three-day reining with two (2) slates of classes would be required to hold only one Open class to meet approval provided other criteria are met.

(4) **Added Money:** Ancillary shows must have a minimum of \$500 in added money.

CLASS	MAX. ADDED MONEY	MAX. ENTRY FEE
Limited Open	\$500	10% of added money or \$50 jackpot
Rookie Professional	\$500	10% of added money or \$50 jackpot
Limited Non Pro	\$500	10% of added money or \$50 jackpot
Rookie 2	\$200	\$20
Rookie 1	Jackpot	\$20
Youth Classes	\$100	\$10

(a) The following Category 1 classes may not be jackpotted: Open, Intermediate Open, Limited Open, and Non Pro; other classes may be approved as a jackpot.

(b) The Open class must offer the equivalent or more added money than any other class in Category 1 at an event. Example: a two-day event with two (2) Open classes would be required to have equivalent or more added money in one (1) Open class.

- (c) When Intermediate classes are offered, the added money may not exceed the added money offered in either the Open or Non Pro classes respectively.
 - (d) Prime Time Non Pro added money may not exceed the added money in the Non Pro class.
 - (e) Rookie Level 1 and Level 2 entry fees may not exceed that of the Limited Non Pro.
 - (f) Rookie Level 1 entry fees may not exceed that of the Rookie Level 2.
- (5) When classes are run concurrently only the highest judge's fee may be charged.
 - (6) Show management retains and remits to the NRHA the standard five percent (5%) show fee.
 - (7) Show management must retain between thirty (30%) and fifty (50%) of the entry fees after deducting the NRHA trophy fee (if an official NRHA trophy is ordered) and the 5% NRHA show fee. All classes within the Ancillary (Category 1, 3, 5) show must have the same retainage.
 - (8) The number of entries cannot be restricted in Category 1 classes. Any event wishing to hold two go-rounds, should make a request in writing to the NRHA Office.
 - (9) Category 7 classes are exempt from H. Ancillary Show Conditions. (4). Added Money as listed in the chart. Entry, judges and trophy fees will be set by the NRHA Affiliate Committee or appropriate Regional Council.

I. AGED SHOW AND CLOSED AGED SHOW CONDITIONS

- (1) Aged shows are restricted by the horse's age only. Closed Aged shows are restricted by the horse's age and some other provision (ie. Foal enrollment program, breeders incentive, etc).
- (2) NRHA Aged shows must offer a minimum of one (1) Level 4 Open and one (1) Level 4 Non Pro class.
- (3) **Added Money:**
 - (a) An Aged show must have a minimum of \$2,000 in added money.
 - (b) The added money for any level cannot exceed the added money in any higher levels within the Open and Non Pro Category 2 or Category 6 classes.
- (4) Show management can retain any percentage of the entry fee.
- (5) Show management retains and remits to the NRHA the standard five percent (5%) show fee.
- (6) If a custom payout structure is requested, the payout formulas are required to be submitted to NRHA at the time of event approval.
- (7) It is recommended that show management submit complete Terms & Conditions with the show approval form. If not submitted with the approval form, Terms & Conditions must be

submitted with results for the event to be considered as completely submitted and to avoid late fines.

(8) For 3-year-olds only: If a Cat. 2 or 6 aged event offers \$5,000 or less total added money in open divisions, and \$5,000 or less total added money in non pro divisions, the conditions may allow riders to compete one-handed in the bridle, two-handed in the bridle, two-handed in the snaffle bit or hackamore, or any combination thereof. If the added money exceeds this level, horses only may be shown one-handed in the bridle, two-handed in the snaffle bit or hackamore, or any combination thereof.

(9) Amateur Derby. May only be run concurrent with a non pro derby. At minimum, a Non Pro Level 4 and Level 1 must be offered in the concurrent derby.

(a) Added Money: Added money cannot exceed half of the Level 4 added money and cannot exceed the Level 1 added money in the concurrent non pro derby.

(b) Entries: To compete in the Amateur, the same rider/horse must be cross-entered into at least one level of the concurrent non pro derby. Show management can define which level(s) must be cross-entered.

(c) Eligibility: Riders must have a Non Pro membership and adhere to the Non Pro Membership Conditions. For earnings caps and other criteria, please refer to the current NRHA Eligibility Policy.

(10) Show management may use the Single Purse Structure for an aged show.

(a) Eligibility. Any level rider can enter the class. Eligibility only serves to determine the payout tier(s) in which a rider can earn a paycheck. (This is not a system with separate classes running concurrently and paying separate purses. It is one class with one purse, one entry fee and includes riders of all levels.) A rider's eligibility is determined by the lowest level in which they are eligible to compete. (Example: A rider who is eligible to compete in levels 4, 3, and 2 is describe as a level 2 rider.)

(b) Payout. Using the tier calculation formula, four tiers of payouts are created within the complete placing of the class for all entries. A rider's eligibility determines the tier in which he/she is eligible to win a paycheck. Any level rider can win the class, or place in a tier above his/her ranking. Rider's are eliminated from the placings (or tiers) if they place lower than their eligibility tier. In other words, a rider cannot win money in a tier below his/her level of eligibility. As shown below, level 4 riders will need to place in the top of the class in order to get a check. Level 1 riders will be eligible for any of the pay spots.

Example: A Single Purse class with 23 entries

1st

2nd

3rd _____ Level 4 Tier: 1st–3rd place. L1–L4 riders can win money in this tier.

4th

5th

6th _____ Level 3 Tier: 1st–6th place. L1–L3 riders can win money in this tier.

7th

8th

9th _____ Level 2 Tier: 1st–9th place. L1 and L2 riders can win money in this tier.

10th

11th

12th _____ Level 1 Tier: 1st–12th place. L1 riders can win money in this tier.

Section 1: Determining Number of Pay Spots (Maximum of 60 Paid Placings)

(A) Determine the total number of entries.

(B) If the total number is an even number, divide this number by two to determine the total number of pay spots for the class. Example: $100 \text{ total entries} \div 2 = 50$

EVEN Number Calculation:

Entries _____ $\div 2 =$ _____ # of pay spots

(C) If total number is an odd number, add 1 to create an even number. Then divide by two to determine the total number of pay spots. Example: $(99 \text{ total entries} + 1) = 100 \div 2 = 50$

ODD Number Calculation:

(_____ Entries + 1) = _____ $\div 2 =$ _____ # of pay spots

Section 2: Allocating the Number of Pay Spots to Each Tier

(A) The total number of pay spots are divided equally among the four tiers. If there are left over spots, those spots are allocated one at a time starting with Tier 4 and working down until all spots are assigned.

(B) Example: 20 pay spots would be 5 per Tier. 22 pay spots would be 5+1 for tier 4, 5+1 for tier 3, 5 for tier 2 and 5 for tier 1.

(C) There are two exceptions to this formula. If Level 4 entries are more than 25% of the total entries or if Level 1 entries are less than 25% of the total entries. One or both of these exceptions may apply. The Tier 4 calculation takes priority, then the Tier 1 with the remaining Tiers splitting the unused pay spots.

- (D) Follow the appropriate conditions below:
- (E) If Level 4 entries are more than 25% of total entries:
 - (i) Take the total number of Level 4 entries, round up to the nearest even number, then divide this number by two. That will be the number of pay spots in Tier 4.
 - (ii) Example: $16 \text{ Level 4 entries} \div 2 = 8 \text{ pay spots in Tier 4}$
- (F) If Level 1 entries are more than 25% of total entries:
 - (i) The remaining pay spots are divided between Tiers 3, 2 and 1.
- (G) If Level 1 entries are less than 25% of the total entries:
 - (i) The Level 1 tier is calculated by taking the total number of Level 1 entries, rounded down to the nearest even number, and dividing that in half. That will be the number of pay spots in Tier 1.
 - (ii) Example: $(11 \text{ Level 1 entries} - 1) = 10 \div 2 = 5 \text{ Tier 1 pay spots}$.

Section 3: Determining Level Champions

- (A) Level championships are only awarded to placings within the payout of the class. Trophies will not be awarded to placings that do not also receive a check.
- (B) In the event that some placings remain without qualifying riders, the purse will be awarded based on the number of riders that do qualify.
- (C) Show management reserves the right to substitute pay-scale B for classes that have less than four (4) qualifying pay spots.
- (c) **Awards.** The Level 4 champion will be the rider with the highest score. The level 3 champion will be the next highest score that is not a level 4 rider. The level 2 champion is the next highest score that is not a level 3 or 4 rider. The level 1 champion is the highest placing level 1 rider that has not already been named champion of another level.
- (d) **Standard Ties.** In the event that there is a tie in the placings, other than for 1st or a level championship, the money associated with those placings will be added together and split equally between the tying riders. (See Show Rules and Regulations. O. Ties. (7)). When two or more equally ranked riders tie for level champion, they may choose to have a run-off to determine a winner or elect to be co-champions. A run-off for first place would be the only one that involves prize money.
- (e) **Other Ties.** Certain situations require that ties be broken.
 - (i) For a tie that must be broken, the higher ranked riders with the same score as the lower ranked riders will be awarded the higher placing.
 - (ii) When riders of different ranks tie to be a level champion, the win will go to the higher ranked rider. The

lower ranked rider will then be named champion of the next level down.

(iii) In the event that there is a tie that crosses the tier levels that involves higher ranked riders than there are higher tier spots, it is determined that tie must be broken. Again, the tie goes to the higher ranked riders and they split the money available in the fewer corresponding spots in their tier. The lower ranked rider/riders take the full spots below those.

(Show management may contact NRHA for formulas to calculate payouts for different sizes of events.)

J. JACKPOT AFFILIATE SHOW CONDITIONS

(1) Jackpot Affiliate shows must be held by an established NRHA Affiliate and cannot be restricted by any means other than the requirements set forth.

(2) A \$50 show application fee must be submitted with the show approval form for all Affiliate shows.

(3) Any class from Category 1, 3, 5 and 9 can be held in a Jackpot Affiliate show.

(4) Jackpot Affiliate shows can be jackpot only or they may have less than \$500 in added money for the entire show.

(5) Entry fees can be no more than 10% of the added money in the class. For jackpot classes, entry fees can be no more than \$50.

(6) When classes are run concurrently only the highest judge's fee may be charged.

(7) Show management does not remit the NRHA 5% retainage fee.

(8) Show management can retain any percentage of the entry fees.

(9) Category 1 classes will be limited to one run and the number of entries cannot be restricted by number.

(10) Entry Fees

CLASS	MAX ENTRY FEE
Youth	\$10
Rookie Level 1	\$20 or not more than Rookie Level 2 or Limited Non Pro
Rookie Level 2	\$20 or not more than Limited Non Pro

K. ENTRY LEVEL RIDE & SLIDE SHOW CONDITIONS

(1) Entry Level Ride & Slide shows cannot be restricted by any means other than the requirements set forth.

(2) A \$30 application fee must be submitted with the show approval form for all Entry Level Ride & Slide shows. **Show management does not remit the 5% NRHA retainage fee.**

(3) Any Entry Level Ride & Slide class from Category 10 can be held in an Entry Level Ride & Slide show.

(4) Entry Level Ride & Slide Level 1 or 2 shows must be jackpot-

ted. Entry Level Ride & Slide shows can be jackpot only, or they may have up to \$100 in added money for each class.

(5) Horses do not have to have an NRHA competition license prior to showing in an Entry Level Ride & Slide or Green Level show.

(6) Entry fees can be no more than ten percent (10%) of the added money or \$20 if jackpotted.

(7) Youth classes can have no more than a \$10 entry fee.

(8) See the *Handbook's* Rules For Judging section for allowable usage of two hands and simple lead changes.

(9) May use relaxed patterns. A pattern diagram must be submitted with the show approval form. Show management is responsible for informing the judge of the relaxed pattern prior to horses being shown. The required maneuvers are at least: two (2) sliding stops; two (2) circles in each direction; four (4) spins to the left; and four (4) spins to the right. Simple lead changes are allowed.

L. GREEN LEVEL SHOW CONDITIONS

(1) Green Level shows cannot be restricted by any means other than the requirements set forth.

(2) A Green Level show must be held in conjunction with an NRHA Ancillary show.

(3) Any Green class from Category 10 can be held in a Green show.

(4) Green Level shows can be jackpot only and will award Green points.

(5) Entry fees cannot exceed \$30.

(6) Show management cannot charge exhibitors a judge's fee.

(7) Show management does not remit the 5% NRHA retainage fee.

(8) Show management can retain any percentage of the entry fees.

(9) See *Handbook's* Rules For Judging section for allowable use of two hands and simple lead changes.

(10) Must use NRHA patterns 1–18. However, simple lead changes are allowed.

(11) Green Reiner points will be awarded according to the NRHA Green Point Scale.

(a) Number of horses to be used for computation shall be those horses actually competing; excluding the number of horses entered but scratched from competition. There shall not be a cap placed on the number of points able to be earned in any one class.

(b) Neither a no score nor a 0 are eligible to receive points in a Green Reiner class; however, this does not alter the scale of points for placing.

(c) For example: If 20 horses compete in Green Reiner 1, 1st will receive 20 points, 2nd will receive 19 points, 3rd will receive 18 points, etc.

M. PARA-REINING SHOW CONDITIONS

Open to riders with physical or mental disabilities to provide the opportunity to safely and effectively show reining horses. Not for World Champion and Top Ten Awards.

- (1) Category 11 Para-Reining shows cannot be restricted by any means other than the requirements set forth.
- (2) Any Para-Reining class can be held in a Para-Reining Show. A Para-Reining show may be held as a stand-alone event.
- (3) Para-Reining classes may not have added money.
- (4) All riders must be NRHA members and must submit NRHA Para-Reining Physician's Statement to the show secretary prior to showing in a Para-Reining show.
- (5) Horses do not have to have an NRHA competition license prior to showing in a Para-Reining show.
- (6) Entry fees are to be determined by the show management.
- (7) Show management does not remit the 5% NRHA retainage fee.
- (8) Show management can retain any percentage of the entry fees.
- (9) See *Handbook's* Rules For Judging section for allowable use of two hands and simple lead changes
- (10) May use NRHA Patterns or other relaxed patterns meeting the following guidelines. Required maneuvers include at least: one (1) sliding stop; one (1) circle in each direction; a minimum of two (2) spins to the left and a minimum of two (2) spins to the right. Gaits may include a walk, jog and/or lope. Show management is responsible for informing the judge of the relaxed pattern prior to horses being shown.
- (11) May use NRHA Patterns or other relaxed patterns meeting the following guidelines. Required maneuvers include at least: one (1) sliding stop; one (1) circle in each direction; a minimum of two (2) spins to the left and a minimum of two (2) spins to the right. Gaits may include a walk, jog and/or lope. Show management is responsible for informing the judge of the relaxed pattern prior to horses being shown. Exhibitors within a class must run the same (modified) pattern.

N. TROPHIES & AWARDS

Trophy Type	Added Money Amount per class
Lawson	\$2,000 or more
Morrison	\$1,000 to \$1,999
Morgan	\$500 to \$999
Morgan Limited Non Pro	\$200 to \$500
Plaque	\$499 or below/jackpot

Shows may award official NRHA trophies or plaques in designated classes. Trophies and awards may be purchased from NRHA at published prices, plus tax and shipping. If a show does not offer NRHA awards, class winners may purchase the

official trophy from NRHA. Only the costs from NRHA trophies can be deducted from payouts.

(1) The Lawson Bronze must be presented when \$2,000 or more in added money is offered and other special Lawson Bronze qualifications are met.

(2) If a show uses donated trophies and purchases only plates through NRHA, only the plate fee may be used when deducting trophy fees from payouts.

(3) Classes may present one trophy at the highest qualifying level.

(4) First through 10th place awards are recommended for Youth classes.

O. TIES

(1) All ties for 1st place will be broken if the tied exhibitors agree to a run-off. Tied exhibitors may choose not to run-off, agreeing instead to be named co-champions, but must determine the winner of the awards mutually agreed upon tiebreaker such as a flip of a coin or other procedure. However, when one exhibitor opts to run-off and the other does not, the exhibitor(s) who declines to run-off will forfeit first place to the other(s). (Exceptions: Freestyle reining—see Freestyle Reining Conditions to determine winner or co-champions.)

(a) In the case of a tie, the exhibitors or representatives shall be at the gate by the completion of the class to notify show management if they wish to run-off or remain co-champions.

(b) If the riders decide to have a run-off all riders involved in the tie must be present, with their horses, and ready to enter the pen within a maximum of ten minutes after the last horse in the class exits the pen. If one or all of the horses involved in the tie competed within the last five runs of the class, it will be up to the judge's and show management's discretion on the amount of time the rider has before competing in the run-off.

(2) The same pattern and order of go used in the class will be used in the run-off; however, there will not be more than one run-off.

(3) If a tie exists after the run-off, the entrants will be named co-champions and they will evenly split the prize money from their placings, but must determine the winner of the awards by a mutually agreed upon tiebreaker.

(4) The co-champion who loses the tiebreaker may purchase a duplicate trophy through NRHA.

(5) Without a co-champions agreement, an entrant who does not compete in the run-off will forfeit 1st place prize money regardless of the added money. If three (3) or more exhibitors have tied for 1st place, whoever opts out of the run-off will be placed in the lowest position for which he/she was tied.

(For example in a 3-way tie for 1st, the exhibitor not running would receive 3rd place.)

(6) In the case of a run-off, the contestant(s) not winning the run-off cannot be placed lower than the lowest position for which he/she was tied, i.e., 2nd/3rd.

(7) Only ties for 1st place may be worked off. Other ties will stand. Prize money for the tied number of places will be added together and split equally among the tied contestants. This will involve as many places as there are horses tied, i.e., 4th, 5th, 6th, 7th.

P. SHOW RESULTS

(1) Show management is required to send official show documents (results, NRHA official handwritten judges score sheets, membership applications, competition licenses, transfers, non pro declarations, fees, and other NRHA forms) and complete show results to be received in the NRHA office within ten (10) business days following the completion of the NRHA event or the event will be subject to late fines. After December 1st, the NRHA Office may set a shortened deadline on show results submissions to allow for effective show results processing at year end. Show management will also maintain copies of the results, original judge's score sheets if an electronic version is sent to NRHA and official show entry forms for at least twelve (12) months. Prior to sending the documents to the NRHA office, the original judge's score sheets must remain in the show secretary's custody for supervision, control, and safekeeping.

(2) All results must be properly labeled and meet the following requirements to be considered complete:

(a) Ancillary, Breed Restricted, Affiliate, Entry Level Ride & Slide, Green, and Para-Reining show results must record all riders and horses shown, including scratches, zeroes, and no scores in the proper placing. Show results must include membership numbers for all riders and owners/co-owners, and competition license numbers for every horse, except when exempt.

(b) Aged Show results must record all money earners in the proper placing. Show results must include membership numbers for all riders and owners/co-owners, and competition license numbers for every horse.

(c) Category 10 (Entry Level Ride & Slide and Green) show results must record all money and/or point earners in the proper placing. Show results must include membership numbers for all riders.

(3) Calculation of the NRHA five percent (5%) retainage shall be the total entry fees, minus the NRHA trophy costs (if official NRHA trophy is ordered), multiplied by five percent (5%). The 5 percent NRHA retainage must be paid at the time the official show results are submitted.

(4) Shows failing to submit complete show results and all re-

lated documents, including medications testing fees, to be received in the NRHA office within ten (10) business days following the completion of an NRHA event will be assessed a fine. An additional fine will be assessed if show results are received after twenty (20) business days. Fines will be assessed for every additional ten (10) business days until complete show results are received. Corrections must be submitted to NRHA in a timely manner, and is at the NRHA's discretion whether or not to accept the changes. No corrections will be accepted after the competition year has been completed. The NRHA will not recognize any results received after the completion of the competition year. See section Q. YEAR-END AWARDS, (6).

(5) Payout to current recorded rider, agent, owner, lessee, or responsible party must be made within thirty (30) days following the completion of the NRHA event. *[For events that have been approved for medications testing, NRHA may allow or approve a request, submitted along with show approval, for show management to withhold distribution of purse money to horses selected for testing, pending test results. NRHA will notify show management when purse money can be distributed.]* Show management must distribute purse money within ten (10) days of NRHA's notification. NRHA reserves the right to require an event to withhold distribution of purse money earned by horses selected for testing pending determination of medications testing. Failure to comply may jeopardize future NRHA show approvals.

(6) Failure to comply with the above listed requirements may jeopardize future NRHA show approvals.

(7) **Youth Class Results:** The top 10 youth in each class must be placed and reported on the official show results form. Prize money for added money and jackpot NRHA youth reining classes must be calculated using NRHA Payback Schedule A. The prize money and points must be represented on the show results forms. When calculating youth money, the NRHA plaque cost may not be deducted, and the NRHA five percent (5%) office retainage fee is neither deducted nor paid to NRHA. No other type of office fee may be charged to NRHA approved Youth classes.

(8) Neither a no score nor a 0 are eligible to place in a go-round or single go-round class, and neither may advance an entry in a multi-go-round event. In multi-go events, finals qualifying horses that get a 0 or scratch will still be eligible for payouts, with a 0 placing higher than a scratch. In the event that not enough horses qualify for total purse distribution, the undistributed portion of the purse will be retained by show management.

(9) Judge's score sheets must be posted for NRHA approved classes. The sheets should be available for review within one (1) hour of class completion. If photocopying is not an option, original judge's score sheets must be available for supervised inspection, but the sheets must remain in the show secre-

tary's custody for control and safekeeping until they are submitted to the NRHA .

(10) A reining will be complete and the posted scores will be considered official thirty (30) minutes following the last horse of the day. Scores must be posted or made available to exhibitors prior to the judge leaving the grounds for the day. Corrections to a judge's score sheets cannot be made once the judge leaves the grounds. Corrections to results due to inputting errors may be made any time.

Q. YEAR-END AWARDS

(1) For horse and rider earnings to count toward NRHA year-end Top Ten awards, owners and riders must comply with all requirements and be current NRHA members in good standing. All information represented on entry forms must accurately state the horse's competition license number with all current owners, as well as provide owner and rider membership numbers.

(2) The NRHA competition/award year is the same as the calendar year: January 1–December 31. However, the earnings begin accruing on the day the membership is officially received in the NRHA office through the end of the award year. Earnings are not counted retroactively.

(3) In order for earnings/points to be recorded, a minimum of three (3) horses must be shown in each class (excluding youth).

(4) A Top Ten record will be kept for each of the following classes:

- | | |
|--------------------------|----------------------------------|
| a. Open; | j. Novice Horse Open Level 1; |
| b. Intermediate Open; | k. Novice Horse Open Level 2; |
| c. Limited Open; | l. Novice Horse Open Level 3; |
| d. Rookie Professional; | m. Novice Horse Non Pro Level 1; |
| e. Non Pro; | n. Novice Horse Non Pro Level 2; |
| f. Intermediate Non Pro; | o. Novice Horse Non Pro Level 3; |
| g. Limited Non Pro; | p. Youth 13 & Under; |
| h. Prime Time Non Pro; | q. Youth 14–18. |
| i. Masters Non Pro | |

A Lawson trophy will be awarded to the year-end champion of each class. A Morrison trophy will be awarded to the year-end reserve champion of each class. A Morgan trophy will be awarded to Top Ten places 3–10. Year-end awards for the Top Ten standings will be titled: NRHA World Champion for the highest money earners and highest Youth point earners; NRHA Reserve World Champion for the second-highest money earners and second-highest Youth point earners; and NRHA Top Ten for the 3rd–10th top money earners and Youth point earners.

(5) Earnings are awarded on a “one horse/one rider” combination in the Non Pro, Intermediate Non Pro, Limited Non Pro, Novice Horse Non Pro Level 1, Novice Horse Non Pro Level 2, Novice Horse Non Pro Level 3, Prime Time Non Pro, Masters Non Pro and Youth classes.

(6) Earnings are awarded to the horse in the Open, Intermediate Open, Limited Open, Rookie Professional, Novice Horse Open Level 1, Novice Horse Open Level 2 and Novice Horse Open Level 3 classes. Top Ten awards will be presented to the owners of record at the completion of the NRHA competition year.

(7) NRHA World Champions and Reserve World Champions and Top Ten (3rd–10th) placing horses must have earned money in at least seven (7) NRHA approved shows that count toward Top Ten standings, in that respective class, to qualify for the title.

(8) All Top Ten standings and qualifications for year-end awards will be final and not subject to change as of December 31 of that year unless the Executive Committee rules upon a disciplinary action.

(9) Affiliates can grant year-end trophies in all classes, providing those classes were offered in at least three (3) shows. Awards will be granted to “one horse/one rider” combinations. Champions will be awarded with a Morgan trophy and reserve champions with a plaque.

WORKSHEET FOR NRHA PAYBACKS

*In the case of negative net entry fees there is no 5% paid to NRHA and no show committee retainage. The entire amount of advertised added money will then be paid according to the appropriate payback schedule.

Round to the nearest penny when calculating prize money*

ENTRY FEES X NUMBER OF ENTRIES = GROSS ENTRY FEES (A)

_____ X _____ = _____ (A)

GROSS ENTRY – NRHA TROPHY
FEES OR NRHA PLAQUE FEE
(0 FOR YOUTH)
_____ (A) – _____ = _____ (B)

NRHA FEE OF 5%
(0 FOR YOUTH)
_____ (B) X _____ .05 _____ = _____ (C)
DOLLARS OWED TO
NRHA FOR 5% FEE

DOLLARS PAID TO NRHA = NET ENTRY FEE
FOR 5% FEE (0 FOR YOUTH)
_____ (B) – _____ (C) = _____ (D)

NET ENTRY X % SHOW RETAINAGE = DOLLARS TO
FEE (0 FOR YOUTH) BE RETAINED BY
SHOW COMMITTEE
_____ (D) X _____ = _____ (E)

NET ENTRY – DOLLARS TO BE = FINAL NET ENTRY FEE
FEE RETAINED BY SHOW
_____ (D) – _____ (E) = _____ (F)

FINAL NET + ADDED MONEY = PURSE FROM
ENTRY FEE WHICH PAYBACKS
ARE FIGURED
_____ (F) + _____ = _____

Join NRHyA

- ★ *Scholarship Cash*
- ★ *Endless Fun*
- ★ *Great Rewards*

Young reiners can enjoy the world of Reining with the National Reining Horse Youth Association. NRHyA members can experience the thrill of youth competition, reap great rewards, advance their leadership qualities outside of the show pen and earn scholarship cash!



Sign Up For VRC

Get recognized for your involvement outside of the show arena:

- Open to all NRHyA Members
- Earn Scholarships & Other Great Prizes

Check varsityreining.com each month for your chance to earn double points!

#SlideOfYourLife

NRHyA
national reining horse association
405-946-7400 nrhya.com

YOUTH SHOW RULES AND REGULATIONS

A. MEMBERSHIP AND SHOW CONDITIONS

(1) Any youth eighteen (18) years of age or younger as of January 1 may become a member of the National Reining Horse Association Youth Program. The youth must have birthdate on file with NRHA office prior to showing.

(2) Youth membership entitles a youth to show in any NRHA class for which they are eligible. To show in an NRHA Non Pro class, they must obtain an NRHA Youth Non Pro card. Youth may not show in Rookie Professional.

(3) All horses shown in the Youth 13 & Under and Youth 14–18 classes must be solely and completely owned by one of the following (a) the youth, (b) a member of his or her immediate family (Refer to definition of immediate family as stated in Section B. Non Pro Conditions), or (c) a corporation, partnership or other business entity provided the Youth and/or a member or members of his or her immediate family are the sole and only owners of that business entity and the ownership of that business entity does not change to include non-immediate family members or entities. Ownership will be evidenced by the competition license.

(4) **Leases:** A leased horse may be shown in Youth competition under the following guidelines:

(1) Prior to showing, the lessee (Youth) showing the leased horse, must submit a completed lease application and all fees prior to competing.

(2) The lease must be to an individual only. There are no restrictions to the number of times the lease can be renewed. All leases end on December 31 of the calendar year.

(3) During the term of the lease, the lessee may show the leased horse in all categories of classes, excluding Categories 2 and 6.

(4) A Professionals member may show the leased horse in open competition.

(5) Only one lease at a time per horse per year will be recognized.

(6) The lessor may not show the horse during the term of the lease.

(7) Lessor must be a current NRHA member in good standing. An Associate membership is acceptable.

(8) During the term of the lease, all points and/or monies earned will be credited to the lessee.

NOTE: NRHA Professionals may show a leased horse in any open competition they are eligible for, even if they are the owner (lessor) of the leased horse. This includes Category 2 & 6 classes. Lessors with Non Pro, Youth, Youth Non Pro or Associate memberships may show the leased horse in Category 10 (Green Reiner, Ride & Slide), Rookie

(Rookie L1, Rookie L2, Prime Time Rookie, Youth Rookie) and Unrestricted Youth, as there are no ownership restrictions in these classes. Refer to the current policy set forth by the Board regarding Eligibility. Additionally, lessors may show the leased horse in any Open competition for which they are eligible.

(5) No stallions, monorchid or cryptorchid horses, regardless of age, will be permitted in any Category 3 youth classes. If the competition license indicates “stallion” for a horse that has been gelded, entry into an NRHA approved youth class requires that a gelding statement form be filed with the show results and the original competition license be submitted to the NRHA office within 30 days of the show date for modification. Failure to comply will result in the forfeiture of earnings and awards. See General Rules and Regulations Section E-Forfeitures.

(6) Any youth rider participating in the Rookie 1 or 2 class in which he/she (or the horse he/she is riding) is not eligible will not be fined for the first offense. They must forfeit earnings to NRHA. After receipt of notice a second offense may result in a fine. After receipt of the notice, any further offense may result in a fine.

B. APPROVED YOUTH REININGS

(1) There will be no show approval fee for youth reinings held in conjunction with a regular NRHA approved reining. Anyone wishing to host only a youth reining, a \$20 fee will apply as an approval fee.

(2) There will be no judges' fee or office fee in any NRHA youth reinings.

(3) In Category 3 classes, no show retainage may be taken in jackpotted or added money classes in Ancillary shows.

(4) When calculating youth money, the NRHA plaque cost may not be deducted and the NRHA 5% fee is not deducted and is not paid to NRHA.

(5) Prize money for added money and jackpot NRHA youth reining classes must be calculated using NRHA Payback Schedule A. The prize money and points must be represented on the show results forms.

NRHA YOUTH POINT SCALE
NUMBER OF HORSES SHOWN
OF PLACES

	1	2	3	4	5	6	7	8	9	10+
1	1	2	3	4	5	6	7	8	9	10
2		1	2	3	4	5	6	7	8	9
3			1	2	3	4	5	6	7	8
4				1	2	3	4	5	6	7
5					1	2	3	4	5	6
6						1	2	3	4	5
7							1	2	3	4
8								1	2	3
9									1	2
10										1

Number of horses to be used for computation shall be those horses actually competing; excluding the number of horses entered but scratched from competition.

Neither a no score nor a 0 are eligible to receive points in an NRHA youth class; however, this does not alter the above scale of points for placing.

NRHA



GREEN REINER PROGRAM

SPONSORED BY CLASSIC EQUINE

*GREEN REINER 1 & 2 OPEN TO RIDERS
WHO HAVE EARNED LESS THAN \$350*

ONCE A COMPETITOR EARNS 350 POINTS, THEY RECEIVE A
MONTANA SILVERSMITHS BELT BUCKLE FROM NRHA

Graduated from entry level classes? Check out NRHA's Rookie Classes!



NRHA.COM/ENTRYLEVEL

*UNDER ENTRY LEVEL CLASSES WITH LOWER
MEMBERSHIP FEES & NO-ENTRY-FEE REQUIREMENTS

FOR ELIGIBILITY INFORMATION VISIT
NRHA.COM/MAR0BOOK OR CONTACT ENTRYLEVEL@NRHA.COM.

Classic Equine

FREESTYLE REINING

A. GENERAL RULES

(1) Reining maneuvers originated from moves that a cow horse must use in performing its duties and have been refined to the high level of competition existing today. Freestyle Reining not only provides an opportunity to use these maneuvers creatively, but also to expand them to music by means of choreography. Riders are encouraged to use musical scores which permit them to show the athletic ability of the horse in a crowd appealing way.

(2) NRHA rules will apply except where the following rules preempt same.

(3) Required Maneuvers. Will be defined as follows:

(a) A minimum of four (4) consecutive spins to the right

(b) A minimum of four (4) consecutive spins to the left

(c) A minimum of three (3) stops

(d) A minimum of one (1) lead change at the lope from right to left

(e) A minimum of one (1) lead change at the lope from left to right

(4) Exhibitors will only be judged astride.

(5) Exhibitors are allowed to use two (2) hands (as well as one or no hands) and any bit approved by the *NRHA Handbook*, including snaffle bits and bosals approved for use in the Snaffle Bit or Hackamore classes.

(6) Failure to perform all the required maneuvers or failure to complete the performance within the time limit will result in a score of zero (0).

(7) Additional maneuvers such as rollbacks, backups, speed variations, and non-classical reining maneuvers such as half pass and side pass are appropriate in Freestyle and shall be given appropriate credit. Additional repetitions of required maneuvers are appropriate, but will only add or subtract from the existing scores already given for the required maneuvers, not as additional scores.

(8) Equipment used in Freestyle must adhere to the following standards:

(a) All equipment must be non-abusive and humane based on NRHA Rules and Guidelines.

(b) Any equipment not specifically covered by or in conflict with standard equipment guidelines must be non-abusive to the horse.

(9) **Time Limit.** A maximum of four (4) minutes. The time limit will begin when the music starts.

(10) Length of introductions will be at the discretion of the show staff.

(11) **Costumes.** Permitted but not required. Emphasis is placed on performing the reining maneuvers to music.

(12) Props. Permitted but at no time may hinder the judges' view of the horse. The use of props will not add to the score.

B. JUDGING OF FREESTYLE REINING

(1) Required maneuvers in Freestyle will receive a score based on technical merit from the technical judges utilizing judges score sheets specifically designed for the Freestyle. Transitional maneuvers and other maneuvers not specified as reining maneuvers will be evaluated and scored accordingly in a specified box and counted as a single maneuver score. If an artistic impression judge is used, they must use the score sheet provided by NRHA and are encouraged to include remarks regarding performance. In the event an artistic judge is not used, the technical judges will assess an artistic impression score in the box specified using a -2 (two) to a +2 (two) evaluation. (See Figure #9.)

(2) Number of Judges. Two or more NRHA approved judges must be used in any Freestyle class that offers \$2,000 or more in added money.

(3) In the case of one or two (2) judges being used, they would be required to be NRHA approved. They would judge the technical merit of the ride. As part of the overall score, each judge would weigh the artistic impression of the ride as 10 percent of the overall ride.

(4) Tie Breaker Judge. One (1) judge (not to be an artistic impression judge) shall be designated as the tiebreaker prior to the Freestyle class. In the event a tie still occurs (or the tie occurs with one judge), the technical merit scores will be tallied to break the tie. In the event a tie remains, the exhibitors tied will be declared co-champions.

(5) Validating required maneuvers will be the responsibility of the judges. However, at least one scribe will be used to assist in verifying the required maneuvers for each horse as they are completed in the pattern.

(6) All five (5) point penalties may apply except holding the saddle or saddle horn with either hand or touching the horse with the freehand, which are allowed.

(7) Eliminations are to be used at the discretion of show management and must use NRHA patterns, NRHA judging rules as applied to Category 1 classes, and NRHA judges. Eliminations may be held without music or costuming, but must allow the use of either one (1) or two (2) hands. The emphasis in the design of any elimination should be on quality of competition.

(8) Artistic impression judge or applause meter should not represent more than twenty percent (20%) of the combined score and should only be used in conjunction with (minimum) two NRHA approved judges. When used in scoring, the following formulas should be applied to properly weigh the

scores according to the above percentage and still produce a comparable numerical score as when three judges are used.

(a) Score for Judge 1 should be multiplied by 1.2

(b) Score for Judge 2 should be multiplied by 1.2

(c) Score for the Applause Meter should be multiplied by .6. All three scores should then be added to determine the final score for placing.

(9) Freestyle Reining may offer both an Open and a Non Pro Freestyle class. Show management will reserve the right to run them concurrently or separately.

(10) Show management will reserve the right to rule on music or dress which may be inappropriate or offensive to the spirit and nature of the show. Show management may also determine the use of special lighting.

(11) **Costumes.** Permitted but not required. Emphasis is placed on performing the reining maneuvers to music.

(12) **Props.** Permitted but at no time may hinder the judges'

C. SCORE SHEET

(1) The NRHA has revised its standard score sheet for reining to accommodate the special needs of the Freestyle. (See Figure #9.)

(a) "Maneuver description" Each of the 7 required maneuvers are outlined above a specific box. Box #8 is for scoring circles, transitional maneuvers and non-required maneuvers.

(b) The line containing the "Draw/Exhibitor" box is divided into a top and bottom row. The top row is used to record any appropriate penalties and the bottom to record required maneuver scores as performed. Each maneuver box may contain multiple scores if the maneuver is performed more than once during the program.

(c) "Penalties" are to be assessed during each maneuver in which they occur and each time they occur; for example, penalties associated with lead changes will appear in the #3 and #4 boxes respectively and may be multiple if occurring more than once.

(d) The scoring of maneuvers in Freestyle remains consistent with the guidelines set forth in *NRHA Handbook*. Maneuvers are scored in $\frac{1}{2}$ point increments from a low of $-1\frac{1}{2}$ (extremely poor quality) to a high of $+1\frac{1}{2}$ (excellent quality) with 0 denoting an average or correct maneuver with little or no degree of difficulty. The "Score" boxes below the "Draw/Exhibitor" box line are used to record the official score of each required maneuver. The scores in the corresponding box above will be "averaged" and dropped down as a single official score recorded in the "Score" box. In the event a score averages a fraction other than those of $\frac{1}{2}$ point increments allowed in the scor-

ing range, one should follow the standard mathematical practices of rounding. This will allow for the scoring of the maneuver as a “required” maneuver as well as an additional score for each time the maneuver occurs during the remainder of the performance. The required and additional scores from the “Draw/Exhibitor” box line are considered notes by the judge to aid in his/her evaluation of the maneuver designated for that box. They are not considered an official score. The total scores on the score line minus any penalties incurred (added or subtracted from 70), result in the final official score of the performance.

Examples:

Box #1 (4 L spins)

Scored a +1/2 for the required maneuver

Scored a 0 and -1/2 for additional maneuvers

Therefore, average score = 0

Box #1 (4 L spins)

Scored a 0 for the required maneuver

Scored a +1/2 and a +1/2 for additional maneuvers

Therefore, average score = .33, rounded up to a +1/2

Box #1 (4 L spins)

Scored a -1/2 for the required maneuver

0 and -1/2 for additional maneuvers

Therefore, average score = -.33, rounded down to a -1/2

(e) Box #8 may include multiple scores for any transitional maneuvers, circles that have not been evaluated in conjunction with another maneuver, or other non-required maneuvers as they occur. Scores are averaged and recorded in the “Score” box #8 as an overall score.

(f) If a required maneuver is not performed, the maneuver box will be blank indicating failure to perform all the required maneuvers resulting in a score of 0.

(g) In the event an “artistic impression” judge is not present, a box for an overall artistic impression score is available under the Total Penalty Box. Artistic impression may be scored in 1/2 point increments from a low of -2 to a high of +2. This score should consider the suitability of music, choreography and presentation of the ride.

D. SCORING PENALTIES

(1) **General Scoring Guidelines.** Scoring Freestyle requires the same rigor and diligence be applied to determine the quality of a maneuver as in any other reining class. The *NRHA Handbook* specifies that Freestyle allow the exhibitor to use maneuvers creatively but the evaluation of those maneuvers remain consistent with guidelines set forth in the *NRHA Handbook* (i.e., a 0 maneuver is the same in Freestyle as any other class). The scoring range for Freestyle maneuvers shall remain from -1 1/2 to +1 1/2 in 1/2 point increments.

(2) Artistic Impression. NRHA judges score the artistic impression of a performance from -2 to +2 using the following criteria:

1. Choreography: This refers to the planning and arranging of movements, steps and patterns for dancing in rhythm with the music. Ask, does the pattern flow in time and cadence with the music? If not it does not meet this parameter, it should get a (-) for this area; if it does, the ride should get merit (+). Some pieces may have partial choreography but places where it is absent, and thus a (0) for this component.

2. Originality: Ask, does this presentation bring “anything new” to the development of Freestyle Reining? New moves, maneuvers, ways of presenting the required maneuvers, increased difficulty, etc? Score accordingly (+, 0, -).

3. Musicality: This refers to how music is used in the presentation to develop the theme or “mood” of the piece/performance. Did what was presented appeal to the senses and the emotional aspects of the ride, be it serious/humorous/romantic, etc? Score accordingly (+, 0, -)

4. Presentation & Balance: This simply said, refers to how well the ride plays to all areas of the audience; does it cover the entire arena and entertain all areas of the audience equally? Score according, (+, 0, -)

A judge should consider each of these and whether the exhibitor met this parameter will give a (+) or did not consider the parameter evident in the ride (-). Accordingly a horse that does all of these (receives a (+) in all 4 categories) would be awarded a +2 for the artistic impression. While a ride that does none of these (-) for all categories would conversely receive a -2 for artistic impression.

(3) Required Maneuvers. The required maneuvers include four (4) consecutive spins to the left, four (4) consecutive spins to the right, three (3) stops, and at least one (1) lead change in both directions. The technical judge(s) will ascertain if all requirements are met using the Freestyle Score Sheet. Failure to perform all of the required maneuvers will result in a score of 0.

(4) Penalty Application and Maneuver Scoring. The following shall result in a score of 0; failure to perform all the required maneuvers, fall to the ground by the horse of rider, balking, refusal of command, running away where it is obviously not part of the performance, equipment failure that delays the pattern even if the failure is part of the costume or a prop, and exceeding the four (4) minute time limit. (Show management should be responsible for timing and verifying the length of performances). The four-minute time limit will begin when the music starts, and end when the

music stops. However, not to be considered for a score of 0; use of two hands, changing of hands, use of no hands on the reins, altering the tension of the reins with a romal, or the inclusion of nontraditional, cued, or trained responses. For example, a horse taught to lie down as part of the performance is not to be considered a fall to the ground. Since no set pattern is specified in Freestyle, inclusion of maneuvers not required must not be considered a penalty situation.

(a) Judges are asked to apply more liberal guidelines in deciding what equipment/tack is allowable in the freestyle class. All equipment must meet general guidelines regarding mouthpiece size, shank length, port height, curb chain width and flatness or any other aspect that would affect whether it would be considered abusive or not. Not to be considered for disqualification would include:

1. Rope mouthpieces, if of adequate diameter (5/16") soft and non-abrasive.
2. Cavisons, if used as part of a traditional English presentation or elsewhere, if appropriate, as long as they are loose and not the dropped style.
3. Slinkies or other head covering as long as they allow free movement of the jaw and the horse's vision is not impaired.
4. A bridleless presentation with a neck rope/reins, as long as the neck rope is smooth and loose. A judge is encouraged to halt any ride when safety and control becomes a concern.
5. Other untraditional equipment is allowable at the judge's discretion, considering its abusiveness or suitability. Exhibitors are encouraged to discuss any special equipment with a judge prior to the class as to its suitability.

(b) Jogging is allowed in Freestyle if it is in an obvious part of the performance. However, in an instance where a jog should not be present, as in exiting a rollback or a lope departure, the proper penalty should be applied.

(c) All situations which result in a no score according to NRHA rules for judging are applicable in Freestyle. Penalties, which would result in a no score, would include; any act of abuse to the horse or any animal used in Freestyle, any act of unsportsmanlike conduct, the use of illegal equipment or failure to provide horse and equipment to the appropriate judge for inspection.

(d) All five (5) point penalties apply in Freestyle except holding the saddle or touching the horse with the free hand. Also, the inclusion of an obvious cued or trained maneuver (i.e. a rear) should not be considered a blatant disobedience. The exhibitors will only be judged astride. Therefore, any movements performed off the horse must only be considered in the artistic impression score.

(e) Two (2) point penalties must be applied for freezing up in spins or rollbacks, and for break of gait. However, no penalty shall apply to markers or walking to the center for a departure.

(f) All lead penalties apply in the case where the judge is certain the exhibitor has not asked the horse to be on the incorrect lead. Typically it is easy to discern between a counter lope demonstration and a horse failing to respond to a rider's lead change command. In the unusual instance a judge is not clear as to whether a horse is failing to comply with the rider's lead command or demonstrating a counter lope, the benefit of doubt should always go to the rider as with all NRHA penalties.

(g) Failure to remain a minimum of 20 feet from the wall or fence shall not result in a ½ point penalty. However, fencing a horse to stops is not desirable and judges are encouraged to reflect this by reducing the maneuver score (i.e. a horse stopping within 10 feet in front of the fence should not be considered for a positive score on the stop.)

(h) When a stop is followed by a rollback or a backup it should be considered as one maneuver. If a stop is followed by a lope, jog or other transitional maneuvers, the stop is to be scored independently. Exhibitors are required to perform at least 4 consecutive spins. In the event any additional consecutive spins are performed, the maneuver score should reflect the quality of all the spins and an increased degree of difficulty. Several consecutive lead changes may be scored individually or as a group. When scoring consecutive lead changes as a group, a maneuver score must be assessed for each directional change reflecting their overall quality and degree of difficulty.

(i) Non-required or transitional maneuvers that add or detract from the technical merit of the ride should be scored and averaged as the overall score in the eighth box of the Freestyle Score Sheet (See Figure #9.)

(j) Circles may be evaluated in conjunction with a required maneuver such as a lead change or a stop, or at the judge(s) discretion may be scored separately as a transitional maneuver. The fact that circles are not required maneuvers is not to diminish their importance in providing the exhibitor a method to demonstrate a horse's ability to guide and willingness to be controlled.

(k) When judging Freestyle, judges have the option of conference and/or videotape review when major penalties (five (5) point, two (2) point, 0 score and no score) occur and should follow the procedures as set forth in the *NRHA Handbook*. In any instance where a judge is uncertain as to whether or not a penalty has occurred, the benefit of doubt should always go to the rider.

REINERSUITE

NATIONAL REINING HORSE ASSOCIATION



NRHA's ReinerSuite™ puts NRHA members at the reins for accessing information and conducting business. NRHA is leading the Western performance horse industry with innovative, new member software that provides accurate, streamlined, and convenient services on your phone, tablet, or desktop.



Access your NRHA information from anywhere: the barn, saddle, an airplane, the show office.



Do NRHA business over extended hours, 24/7 in many cases. No more waiting for business hours.



Everything that was once done hard copy is now available online through ReinerSuite.

It's easy as 1, 2, 3!
All you need is your NRHA member number,
NRHA pin, and a personal e-mail address.

Register today: NRHA.com/reinersuite

SHOW STEWARD

A. STEWARDING PRIVILEGES

(1) Designation as an NRHA approved Steward is a privilege not a right, bestowed by the NRHA Board of Directors, according to procedures formulated by the NRHA. The privilege shall be open to individuals whose experience and expertise, as well as personal character, merits the honor. An individual's conduct as a member, exhibitor and steward and his/her ability must be exemplary. An individual's conduct will be subjected to continuous review.

(2) Approval and Testing:

(a) Applicant must be at least twenty five (25) years of age and must have been an NRHA General member in good standing for at least one calendar year immediately preceding application before he/she can be considered for approval.

(b) Prospective Stewards must attend an NRHA Steward School and upon passing the testing requirements as set forth by NRHA those persons will then have their names submitted to the Board of Directors for consideration for Steward Privileges.

(c) Prospective stewards who have at least one year's previous stewarding experience with an NRHA Alliance organization, National Federation or FEI, may be exempt from the membership and/or letters of recommendation requirements and will be handled on a case by case basis.

(d) All licensed NRHA Stewards must submit to re-testing every two (2) years.

B. DUTIES OF THE SHOW STEWARD INCLUDE BUT ARE NOT LIMITED TO:

(1) Protect the interests of the exhibitors, judges and show management and the welfare of the horses.

(2) To report to the show management and NRHA any offense or violation of the rules and prefer charges against violators if the violation is not properly handled by the show management.

(3) To furnish the NRHA with a complete report as to the conduct of the competition including any offenses or violations of the rules by the competition or any exhibitors within five (5) days after the last recognized day of the competition, on the form furnished by the NRHA. If NRHA does not receive the completed report and/or attachments post-marked or electronically submitted within fifteen (15) days of the close of competition the Steward may receive a letter of reprimand upon the first offense, a second offense in the same competition year may result in a fine of \$100 and a third offense in the same competition year may result in automatic revocation of Steward License until said

Steward reapplies and completes the testing requirements for Steward School. If the Steward disputes that the report was not timely filed he/she may appeal in writing to the NRHA within thirty (30) days of receipt of notification letter from the NRHA.

(4) To make routine inspections of the arena and stable areas and to insure that these areas are maintained in a safe manner for the horses, exhibitors and spectators.

(5) To insure that the Show Steward's contact information is made available to spectators during the competition.

(6) The Show Steward should be knowledgeable of accepted reining schooling practices and should take necessary action should he/she witness or be made aware of misconduct or abuse on the show grounds. The Show Steward must report if he/she observes any horse being abused or if there are actions by the contestant detrimental to the best interest of the NRHA; loud profane language, drunkenness or being under the influence of intoxicants; any unsportsmanlike conduct toward judges, show management or other exhibitors; or any other infraction of NRHA rules.

(7) The steward has the right and should ask for the removal of any equipment he or she deems abusive or inhumane. Compliance with the request is mandatory.

(8) Report to the NRHA details of accidents and/or injuries relating to both humans and horses on the official Accident/Injury Report Form provided by the NRHA. In the event of a fatality the NRHA should be notified as soon as possible no later than the next NRHA business day.

(9) Stewards are required to report no score situations and details of the no score in the official Show Steward Report.

(10) Stewards are required to report any rider who shows without an exhibitor number or uses the incorrect exhibitor number in the official Show Steward Report.

(11) Stewards must retain copies of steward report forms and supporting documentation for a period of one year.

(12) If more than twelve (12) hours per day of stewarding will be required, show management should hire multiple Show Stewards and the Show Steward will be required to report any work over twelve (12) hours to the NRHA.

See NRHA Policies & Procedures in ReinerSuite for more details.

JUDGES

A. JUDGING PRIVILEGES

(1) Designation as an NRHA approved judge is a privilege, not a right, bestowed by the NRHA Board of Directors, according to procedures formulated by the Judges Committee. This privilege shall be open to individuals whose equine experience and expertise, as well as personal character, merits the honor. An individual's conduct as a member, exhibitor, and judge, and his or her ability must be exemplary. An individual's conduct will be subjected to continuous committee review.

(2) Approval and Testing:

(a) A prospective judge must attend an NRHA Applicant Seminar and upon passing the testing requirements as set forth by the Judges Committee will be eligible to attend an NRHA Judges School. Upon passing the testing requirements of an NRHA Judges School as set forth by the Judges Committee, those persons will then have their names submitted for consideration for judging privileges as provided for in the NRHA Judges Policy as listed in the Members Only section of nrha.com.

(b) The applicant must be at least **twenty-one (21)** years of age and must have been an NRHA General, Non Pro, or Professionals members in good standing for 24 months prior to the date of application before he or she can be considered for approval as an NRHA judge.

(c) Approved judges and prospective judges must be current NRHA members.

(d) All approved NRHA judges must submit to re-testing every two (2) years.

(e) The NRHA Judges Committee may, on reasonable notice, require any current judge to submit to a Judges School and re-test. Failure to comply or failure to pass the test will result in the immediate suspension of judging privileges.

B. JUDGES COMMITTEE

(1) The NRHA Board of Directors may establish a Judges Committee and its purposes as provided for in the NRHA Bylaws and committee charter.

(2) The Judges Committee, upon receipt of information which adversely affects a person's ability to be a judge, may temporarily suspend a judge's privileges pending a hearing before the NRHA Executive Committee. The Board of Directors shall have the authority, with or without the recommendation of the Judges Committee, to discipline, penalize, and/or remove a judge's name from the approved judges list.

(3) Performance reviews may be requested through the Judges Evaluation and Education Program (JEEP). All reviews per-

formed through the JEEP system are non punitive in nature and will be used for the education and improvement of NRHA judges. Reviews will be contingent upon the availability of official show video. Non approved classes or events will not be evaluated and the Judges Committee has the right to deny a request for review. Parties requesting the review do not receive the results of the review unless it is a review of one's own judging performance.

C. JUDGES MONITOR

(1) Judges Monitors are approved judges who have been selected by the Judges Committee to aid with the success of judging at A and AA Events. Events wishing to hire a Judges Monitor must apply in writing to the NRHA office not less than ninety (90) days prior to the entry closing date of the event. The Judges Committee may approve events to utilize a Judges Monitor who will be selected by the Judges Committee Chair. A Judges Monitor must:

- (a)** Be able to work with all judges of different personalities, judging styles and techniques.
- (b)** Use video and other tools to prepare the judging team prior to the event.
- (c)** Assist with penalty application and applicable reviews during the event.
- (d)** Consistently monitor and evaluate the judging throughout the event.
- (e)** Anticipate and help avoid any potential problem areas or discrepancies with scoring.
- (f)** Work with judging team each morning to maintain maneuver evaluation consistently throughout event.
- (g)** Anticipate and alleviate any and all types of judging problems before they happen.
- (h)** Manage requests for reviews and any questions or issues that arise from show management, show stewards or exhibitors.
- (i)** Plan and have material and information available for daily preparation and review sessions.

See NRHA Policies & Procedures in ReinerSuite for more details.

RULES FOR JUDGING

A. GENERAL

To rein a horse is not only to guide him, but also to control his every movement. The best reined horse should be willingly guided or controlled with little or no apparent resistance and dictated to completely. Any movement on his own must be considered a lack of control. All deviations from the exact written pattern must be considered a lack of/or temporary loss of control and therefore a fault that must be marked down according to severity of deviation. After deducting all faults, set here within, against execution of the pattern and the horse's overall performance, credit should be given for smoothness, finesse, attitude, quickness and authority of performing various maneuvers, while using controlled speed which raises the difficulty level and makes him more exciting and pleasing to watch to an audience. The official guideline for the application for the rules for judging shall be as specified in the NRHA Judges Guide.

B. SCORING

(1) The scoring will be on a basis of zero (0) to Infinity, with seventy (70) denoting an average performance. The individual maneuvers are scored in one-half ($\frac{1}{2}$) point increments from a low of $-1\frac{1}{2}$ (one and one-half) to a high of $+1\frac{1}{2}$ (one and one-half) with a score of zero (0) denoting a maneuver that is correct with no degree of difficulty. Scores will be announced after each horse works.

(2) **TIES** All ties for 1st place will be worked off if the tied exhibitors agree to participate in a run-off. Tied exhibitors have the alternate option of agreeing not to run-off and to be named co-champions but must determine the winner of the awards by a mutually agreed upon tie-breaker such as a flip of a coin. If they do not agree, the exhibitor(s) who does not want to run-off will forfeit first place to the other. (Exceptions: Freestyle reining. See Freestyle Reining conditions to determine winner or co-champions; Category 2 Snaffle Bit or Hackamore classes—a run-off is not required for 1st place.)

In the case of a tie, the exhibitors or representatives shall be at the gate by the completion of the class to notify show management if they wish to run-off or remain co-champions.

If the riders decide to have a run-off all riders involved in the tie must be present, with their horses, and ready to enter the pen within a maximum of ten minutes after the last horse in the class exits the pen. If one or all of the horses involved in the tie competed within the last five runs of the class, it will be up to the judge's and show management's discretion on the amount of time the rider has before competing in the run-off.

If a tie occurs after the run-off, the entrants will be named co-champions; will evenly split the prize money from their placings, but must determine the winner of the awards by a mutually agreed upon tie-breaker such as a flip of a coin. A horse not returning for a run-off without such an agreement will forfeit 1st place prize money regardless of the added money. In the case of a run-off, the contestant(s) not winning the run-off cannot be placed lower than the lowest position for which he/she was tied, i.e., 2nd/3rd. All other ties are not worked off and will involve as many places as there are horses tied, i.e., 4th, 5th, 6th, 7th. The prize money in the previously mentioned example is added together and split equally-four ways.

(3) Equipment:

(a) Hackamores shall be round in shape and constructed of uniform braided rawhide or leather and have a non-metal flexible core. The noseband of the hackamore must measure at least 5 1/2" of smooth rawhide or leather before any braided buttons, a maximum diameter of 3/4" diameter at the cheek, and be at least 1/2" in diameter. The bosal must be a minimum one finger space (approximately 3/4") between the bosal and nose. Bosals shall be soft and flexible. Absolutely no rigid material will be permitted under the jaws or on the noseband in connection with the bosal, regardless of how padded or covered. Horsehair bosals are prohibited. This rule does not refer to the so-called mechanical hackamore which is illegal.

(b) References to snaffle bits mean conventional O-ring, egg-butt, or D-ring with a ring no larger than 4" and no smaller than 2". The inside circumference of the ring must be free of rein, curb or headstall attachments which would provide leverage. The mouthpiece should be round, oval or egg-shaped, smooth and free of wire. It may be inlaid, but smooth and/or latex wrapped. The bars must be a minimum of 5/16" in diameter, measured 1" in from the cheek with a gradual decrease to center of the snaffle. Optional curb strap is acceptable however curb chains are not acceptable. These requirements remain the same for all classes in which a rider may use a snaffle bit.

(c) References to a bit means the use of a curb bit that has a solid or broken mouthpiece, has shanks and acts with leverage. All curb bits must be free of mechanical device and should be considered a standard western bit. A standard western bit includes:

1. 8 1/2" maximum length shank to be measured as indicated in the judge's guide. Shanks may be fixed or loose.
2. Concerning mouthpieces, bars must be round, oval

or egg-shaped, smooth and free of wire of 5/16" to 3/4" in diameter, measured 1" from the cheek. They may be inlaid, but must be smooth or latex wrapped. Nothing may protrude more than 1/8" below the mouthpiece (bar).

3. The port must be no higher than 3 1/2" maximum, with rollers and covers acceptable. Broken mouthpieces, half-breeds, and spades are standard. Spade bits may have wire wrapped spacer bars.

4. Slip or gag bits, donuts or flat polo mouthpieces are not acceptable.

5. A standard western bit has only one point of pull.

6. Bit Guards

The use of a bit guard is considered legal as long as it is a round disk that is soft and flexible. A standard bit guard is used to gently stop the bit from pinching at the corner of the horse's mouth and is 3.5 inches in diameter. The middle hole should have a 1-inch diameter opening and should not be fixed in any way to the shank of the bit.

(d) Only one hand may be used on the reins and the hand must not be changed, except in the Snaffle Bit, Freestyle, Green, Entry Level Ride & Slide and Para-Reining classes which allow the use of two hands. Green, Entry Level Ride & Slide and Para-Reining classes may use one or two hands at any time during the pattern. Category 2 & 6 aged events may allow the use two hands if all requirements listed in I. Aged Show and Closed Aged Show Conditions are met. When showing one handed, the hand must be held in a traditional western fashion with the palm down and on top of the reins. Index/first finger only, or no fingers, between split reins is permitted at any time. Violation of this rule results in a penalty score of zero (0).

(e) When a curb bit is used, a curb strap or curb chain is required, which must be at least 1/2" in width, lie flat against the jaw, and be free of barbs, wire, and/or twists.

(f) The use of weighted tails is legal. Any device attached directly to the tailbone or that alters the circulation of the tail is prohibited.

(4) The following will result in no score:

(a) infraction of any state or federal law which exists pertaining to the exhibition, care, and custody of horses within the state or country where an NRHA Reining is being held;

(b) abuse of an animal in the show arena and/or evidence that an act of abuse has occurred prior to or during the exhibition of a horse in competition;

(i) if the judge(s) determines paint or other substance has been applied to a horse to disguise abuse he/she

may call a no score. Excessive use of paint or color substance may result in a no score.

(c) use of illegal equipment, including wire on bits, bosals or curb chains;

(d) use of illegal bits, bosals or curb chains;

(e) use of tack collars, tie downs or nose bands;

(f) use of whips or bats;

(g) use of any attachment which alters the circulation of the tail;

(h) use of belly bands, belly wraps, or other materials wrapped around the belly.

(i) failure to dismount and/or present horse and equipment to the appropriate judge for inspection;

(j) In any approved class, the judge shall have the authority to require the removal or alteration of any piece of equipment or accoutrement which is unsafe, or in his/her opinion, would tend to give a horse an unfair advantage or which he/she believes to be inhumane;

(k) disrespect or misconduct by the exhibitor;

(l) the judge(s) may excuse a horse at any time while in the arena for unsafe conditions or improper exhibition pertaining to both the horse and/or rider;

(m) closed reins are not allowed except as standard romal reins and mecates on snaffle bits and bosals in classes where the use of two hands is allowed and in the Youth 10 & Under Short Stirrup, Para-Reining, and Ride & Slide classes where closed reins are allowed.

(n) use of Bluetooth headsets or electronic communication devices in Category 2 & 6 aged events.

(o) failure to wear appropriate western attire as outlined in the *NRHA Handbook*, General Show Conditions.

(5) Excess rein may be straightened anytime during the pattern, provided the rider's free hand remains behind the rein hand. Any attempt to alter tension or length of the reins from bridle to the rein hand is to be considered use of two hands and a penalty score of zero will be applied. In addition, should the judge determine the free hand is being used to instill fear or praise, a penalty five will be applied, and a reduction in the maneuver score. When using a romal, the romal reins can only pass through the hand once, the rider's hand shall be around the reins with the wrist kept straight and relaxed, the thumb on top and the hand closed around the reins; no fingers between the reins are allowed. The free hand may be used to hold the romal provided it is held in a relaxed position and there is at least 16" of romal from the free hand to the reining hand. Use of the free hand while holding the romal to alter the tension or length of the reins from the bridle to the reining

hand is considered to be the use of two hands, and a score of zero (0) will be applied with the exception of any place a horse is allowed to be completely stopped during a pattern. It should be noted that this is also true when using split reins. Tension can be altered with the free hand only by adjusting the tails of the reins when a horse is standing still and only behind the rein hand. A rider must be allowed to untangle or straighten the horse's mane at any place a horse is allowed to be completely stopped during a pattern **without incurring a 5-point penalty.**

(6) The following will result in a \$25 fine:

(a) Failure to display exhibitor number or displaying incorrect exhibitor number

(7) The following will result in a score of zero (0):

(a) use of more than index or first finger between reins;

(b) use of two (2) hands (exception in Snaffle Bit, Hackamore, NRHA Green or Ride & Slide classes designated for two hands) or changing hands;

(c) use of romal other than as outlined in #5;

(d) failure to complete pattern as written;

(e) performing the maneuvers other than in specified order or exceeding greater than one quarter of the circle out of order. Note: See *Judges' Guide* for full explanation;

(f) the inclusion of maneuvers not specified, including, but not limited to

1. backing more than two (2) strides

2. turning more than ninety (90) degrees

3. On run in patterns, once beginning a lope a complete stop prior to reaching the first marker.

(Exception: a complete stop in the 1st quarter ($\frac{1}{4}$) of a circle after a lope departure is not to be considered an inclusion of maneuver; a two (2) point break of gait penalty will apply.) (See Figure #3B)

(g) equipment failure that delays completion of pattern;

(h) balking or refusal of command where performance is delayed;

(i) running away or failing to guide where it becomes impossible to discern whether the entry is on pattern;

(j) **not being in a lope for** one-half ($\frac{1}{2}$) circle or one-half ($\frac{1}{2}$) the length of the arena;

(k) over spins of more than one quarter ($\frac{1}{4}$) turn;

(l) fall to the ground by horse or rider. A horse is deemed to have fallen when its shoulder and/or hip and/or underline touches the ground;

(m) dropping a rein that contacts the ground while the horse is in motion;

(n) when going to and coming out of a rollback in a pattern requiring a run-around, a rollback that crosses the center line;

NOTE: Neither a no score nor a zero (0) is eligible to place in a go round nor single go round class. Neither a no score nor a zero (0) may advance in a multi-go event. In multi-go events, finals qualifying horses that get a zero (0) or scratch will still be eligible for payouts, with a zero (0) placing higher than a scratch. In the event not enough horses qualify for total purse distribution, the undistributed portion of the purse will be retained by show management.

(8) The following will result in a penalty of five (5) points:

- (a)** spurring in front of cinch;
- (b)** use of either hand to instill fear or praise;
- (c)** Untangling or straightening the latigo or horse's mane when the horse is in motion;
- (d)** holding saddle with either hand;

Exceptions:

1. Freestyle Reining
2. Entry Level
3. Youth 10 & Under Short Stirrup
4. Age 65 and older (Non Pro classes only. Age as of January 1.)

- (e)** the act of a horse dropping to its knees or hocks;
- (f)** blatant disobedience including, but not limited to, kicking, biting, bucking, rearing and striking;

(9) The following will result in a two (2) point penalty:

- (a)** break of gait; Note: Simple lead changes are allowed in NRHA Green, Ride & Slide, Para-Reining and Short Stirrup classes, no break of gait penalty should be applied during the lead change.
- (b)** freezing up in spins or rollbacks;
- (c)** on walk in patterns, loping prior to reaching the center of the arena and/or failure to stop or walk before executing a lope departure;
- (d)** on run in patterns, failure to be in a lope prior to reaching the first marker or break of gait prior to the first marker.
- (e)** if a horse does not completely pass the specified marker before initiating a stop position.

(10) Starting or performing circles or eights out of lead will be judged as follows:

- (a)** Each time a horse is out of lead, a judge is required to penalize by one (1) point. The penalty for being out of lead is cumulative, and the judge will add one (1) penalty point for each one quarter ($\frac{1}{4}$) of the circumference of a circle or any part thereof that a horse is out of lead.
- (b)** A judge is required to penalize a horse one half ($\frac{1}{2}$) of a point for a delayed change of lead by one (1) stride where the lead change is required by the pattern description.

(11) Deduct one half point for starting a circle at a jog or exiting a rollback at a walk or jog up to two (2) strides. Starting

a circle at a jog or exiting a rollback at a walk or jog beyond two (2) strides but less than one half (1/2) circle or one half (1/2) the arena, deduct 2 points.

(12) Deduct one half (1/2) point for over or under spinning up to one eighth (1/8) of a turn; deduct one (1) point for over or under spinning up to one quarter (1/4) of a turn. A horse can only be assessed one over or under spin penalty per maneuver.

(13) In patterns requiring a run-around, failure to be on the correct lead when rounding the end of the arena will be penalized as follows:

(a) From the turn to the half-way position at the end wall: one (1) point

(b) Beyond the half-way point to the beginning of the run down: two (2) points

(14) There will be a one half (1/2) point penalty for failure to remain a minimum of twenty (20) feet from the side of the arena when approaching a stop and/or rollback.

(15) In a pattern requiring a run-around, there will be a one half (1/2) point penalty for failure to remain a minimum of 10 feet from either side of the center of the arena when approaching a stop and/or rollback; for small arenas the distance will be at the judge's discretion.

(16) A horse which severely stumbles, significantly detracting from the maneuver, shall have the maneuver reduced by one half (1/2) point.

(17) Judges may not confer on any penalty or maneuver score prior to submitting a score. If a major penalty (a penalty which results in a no score, a zero (0), a two (2) point, or a five (5) point penalty) is unclear, a judge will submit his/her score and ask that the score be held, pending a conference or review of the official video at the next drag or as soon as practical. Should the judges determine via conference or video replay that a penalty was incurred, it should be applied. If, however, no penalty occurred, the score will be announced as originally submitted. No judge shall be required to change his/her score following a conference or video replay. Each judge's decision is an individual call and based on individual decision from a conference or video replay. The use of video equipment by the judges is only permissible if the judge has reason to believe that all entries have been videotaped. Judges will be allowed to review 2-point penalties for break of gait, jogging more than two (2) strides and freeze ups. Upon the review of a major penalty, if the major penalty is deemed to not have occurred, the judge has the ability to add or remove the appropriate penalty and adjust the maneuver score accordingly. Judges must continue to score no scores and penalty score 0 scores in a multiple judged or videotaped event

in the event of a review. It is suggested that an NRHA judge continue to mark runs whenever possible.

(18) The judge shall have the authority to remove any contestant from a show he is judging, should said contestant show any disrespect or misconduct so as to render himself or the show in an unprofessional manner.

(19) All riders must dismount and the horse must be presented and the bridle dropped by the rider or a designated representative. The horse and equipment must be checked by the designated judge in the arena or in close proximity to the arena during a pre- or post-check. Should the equipment judge detect cause for a no score the exhibitor or his/her representative, trainer or guardian may at that time accept the no score and allow the equipment judge to cause the appropriate changes to all score sheets or request the other judges confer on the appropriate call. In the case of a youth exhibitor, should a parent, trainer or guardian not be present, it will be assumed that all parties are aware of this rule and agree to abide by the exhibitor's decision. If requested, the equipment judge will confer with the other judges as soon as practical. Failure to comply with this rule shall result in a no score.

(20) Judges shall be the sole persons responsible to determine if a rider has correctly completed the pattern as written.

(21) An exhibitor or owner in the respective class may request a review of a major penalty (penalty score zero (0) a two (2) point, or a five (5) point penalty). The judge(s) has the right to deny or honor the request. If honored by the judge(s) he/she must believe the entire class was videotaped by an official videographer. The request must be made no later than thirty (30) minutes after the last run of the day and before the judge(s) has left the grounds for the day. Exhibitors or owners may not have direct contact with the judge(s) during the entire process of requesting a review. The request must be submitted to the Show Steward, Show Representative, or if need be Show management who will take the request to the judge(s).

(22) NRHA permits the judge the option of awarding a re-ride if an unavoidable circumstance disrupts a horse and rider's pattern. In the instance where a re-ride is warranted in the judge's opinion, the judge should advise the NRHA Representative, Steward, and/or horse show management of such as soon as possible. In the case where a horse was able to complete the pattern, but a re-ride is warranted, the score should be held until the rider decides whether to exercise the re-ride option.

(23) The NRHA Judges Committee will evaluate individual requests from challenged riders regarding the use of aids

when exhibiting. In the event an individual is granted special privileges, he or she will be presented said privileges in writing and must provide a copy to the show committee each time he or she exhibits. The Show Committee is required to present said privileges to the Judge(s) as well as the individual's draw number and exhibitor number prior to the class in which he or she will be competing.

(24) Para-Reining Allowances

- 1.** Riders are allowed to choose the size and speed of the circles when it is not specified in the pattern. Excessive speed will result in a maneuver deduction.
- 2.** Riders are allowed to hold the saddle without penalty.
- 3.** Closed reins may be used and include but are not limited to romal, roping, crossed, knotted or taped reins.
- 4.** Riders are allowed to ride with one or two hands at any time during the class.
- 5.** Riders are allowed to use the general provisions included in the list below. Provisions outside of the list below will be handled at the discretion of show management.
 - a.** Specialty braces and/or belts
 - b.** Audio communication equipment
 - c.** Trainer/handler present in the arena
 - d.** Boot adaptations
 - e.** Rein hand holds
 - f.** Rubber bands
 - g.** Saddle blocks
 - h.** Wedges and/or cushions
 - i.** Safety stirrups
 - j.** Seat savers
 - k.** Whips
- 6.** Exemption from dismounting during the pre- and post-check as long as an assistant is present with a halter and lead rope to aide in the pre-check/post-check areas.
- 7.** Exhibitors may use any style bit. The judge stands as the final decision and may deem a bit inhumane and unfit for use in competition.

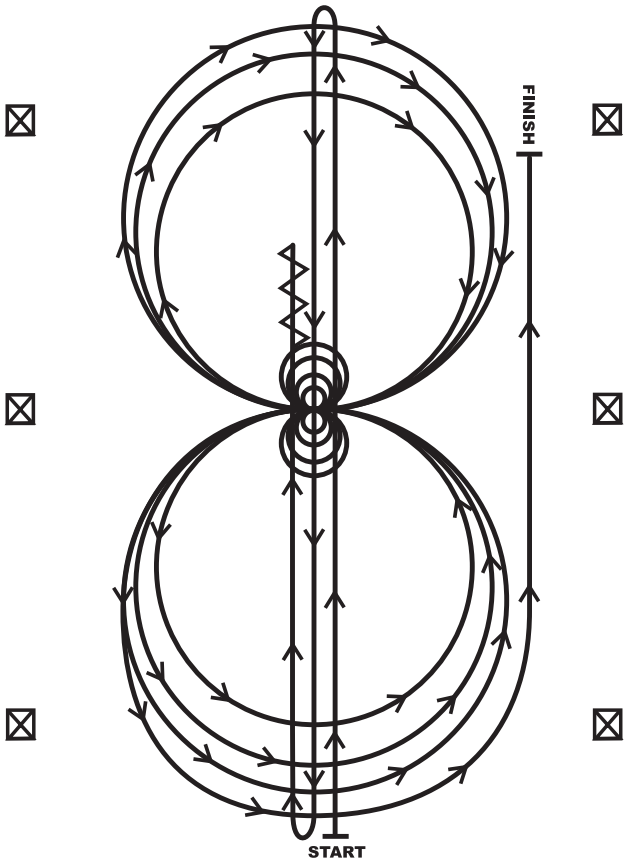
NOTES

PATTERNS

1. The following patterns are to be worked as stated, not as drawn. The drawn pattern is just to give the general idea of what the pattern will look like in the arena.
2. Markers will be placed on the wall or fence of the arena as follows:
 - (i) at the center of the arena
 - (ii) at least 50' (15 meters) from each end wall
3. Where designated in the pattern for stops to be beyond a marker, the horse should begin his stop after he passes the specified marker.
4. Each pattern is drawn so that the bottom of the page represents the end of the arena entered by contestants and must be run as such. In the event that an arena has only one gate and it is in the exact middle of the side, that side shall represent the right side of the page the pattern is drawn on.
5. All horses will be judged immediately upon entering the arena and judging will cease after the last maneuver. Any fault incurred prior to the commencement of a pattern will be scored according to the rules for judging.
6. All judges' decisions are final.
7. With the exception of Entry Level Ride & Slide & Para-Reining classes, the following patterns are the only patterns to be used at NRHA events. NRHA Green classes should use NRHA patterns but simple lead changes are allowed. Show management hosting Category 11 or 13 classes may request approval from the Executive Committee to use modified patterns following a review and recommendation from the NRHA Judges Committee.

Patterns to follow, ☒ indicates markers

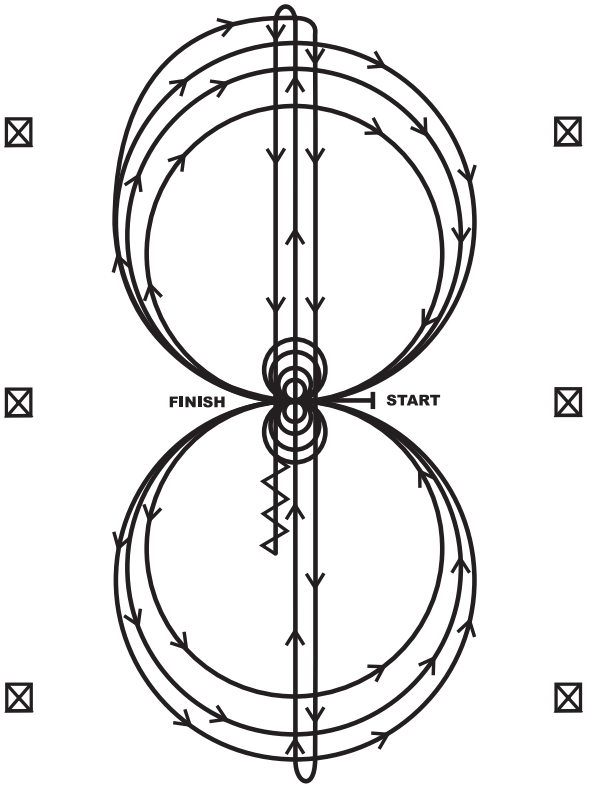
Pattern 1



Pattern 1

1. Run at speed to the far end of the arena past the end marker and do a left rollback—no hesitation.
2. Run to the opposite end of the arena past the end marker and do a right rollback—no hesitation.
3. Run past the center marker and do a sliding stop. Back up to center of the arena or at least ten feet (three meters). Hesitate.
4. Complete four spins to the right. Hesitate.
5. Complete four and one-quarter spins to the left so that horse is facing left wall or fence. Hesitate.
6. Beginning on the left lead, complete three circles to the left: the first circle large and fast; the second circle small and slow; the third circle large and fast. Change leads at the center of the arena.
7. Complete three circles to the right: the first circle large and fast; the second circle small and slow; the third circle large and fast. Change leads at the center of the arena.
8. Begin a large circle to the left but do not close this circle. Run straight up the right side of the arena past the center marker and do a sliding stop at least twenty feet (six meters) from wall or fence. Hesitate to demonstrate the completion of the pattern.

Pattern 2

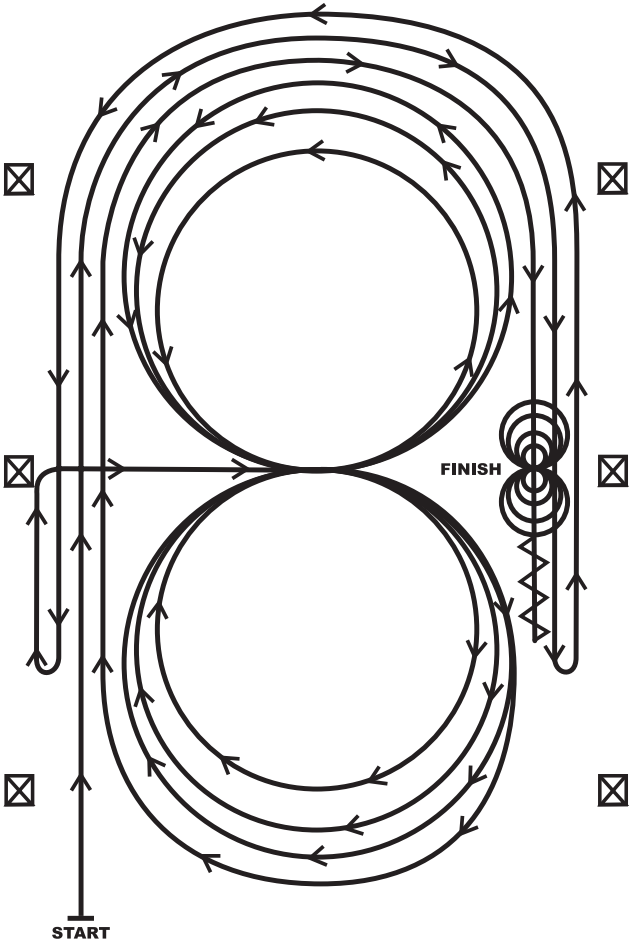


Pattern 2

Horses may walk or jog to the center of arena. (To assist with the show schedule, show management may require that horses be jogged to center. Show management is responsible for posting this requirement.) Horses must walk or stop prior to starting pattern. Beginning at the center of the arena facing the left wall or fence.

1. Beginning on the right lead, complete three circles to the right: the first circle small and slow; the next two circles large and fast. Change leads at the center of the arena.
2. Complete three circles to the left: the first circle small and slow; the next two circles large and fast. Change leads at the center of the arena.
3. Continue around previous circle to the right. At the top of the circle, run down the middle to the far end of the arena past the end marker and do a right rollback—no hesitation.
4. Run up the middle to the opposite end of the arena past the end marker and do a left rollback—no hesitation.
5. Run past the center marker and do a sliding stop. Back up to the center of the arena or at least ten feet (three meters). Hesitate.
6. Complete four spins to the right. Hesitate.
7. Complete four spins to the left. Hesitate to demonstrate the completion of the pattern.

Pattern 3



Pattern 3

1. Beginning, lope straight up the left side of the arena, circle the top end of the arena, and staying at least twenty feet (six meters) from the walls or fence, run straight down the opposite or right side of the arena past the center marker and do a left rollback—no hesitation.

2. Continue straight up the right side of the arena circle back around the top of the arena, and staying at least twenty feet (six meters) from the walls or fence, run straight down the left side of the arena past the center marker and do a right rollback—no hesitation.

3. Continue up the left side of the arena to the center marker. At the center marker, the horse should be on the right lead. Guide the horse to the center of the arena on the right lead and complete three circles to the right: the first two circles large and fast; the third circle small and slow. Change leads at the center of the arena.

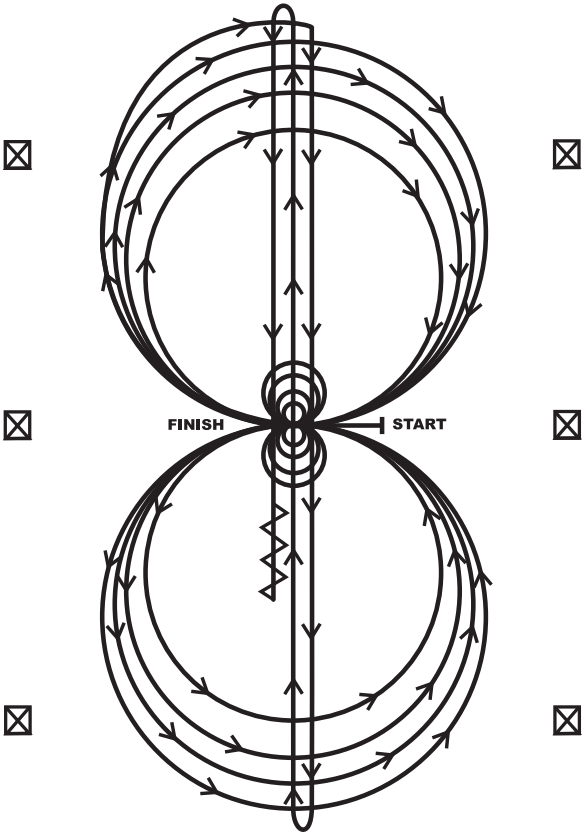
4. Complete three circles to the left: the first two circles large and fast; the third circle small and slow. Change leads in the center of the arena.

5. Begin a large circle to the right but do not close this circle. Continue up the left side of the arena, circle the top of the arena, and staying at least twenty feet (six meters) from the walls or fence, run straight down the opposite or right side of the arena past the center marker and do a sliding stop. Back up at least ten feet (three meters). Hesitate.

6. Complete four spins to the right. Hesitate.

7. Complete four spins to the left. Hesitate to demonstrate completion of the pattern.

Pattern 4

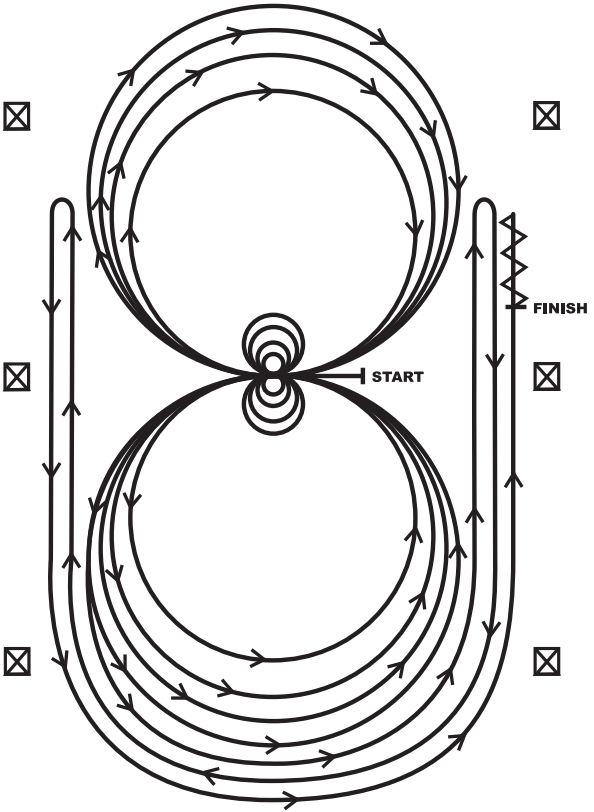


Pattern 4

Horses may walk or jog to the center of the arena. (To assist with the show schedule, show management may require that horses be jogged to center. Show management is responsible for posting this requirement.) Horses must walk or stop prior to starting pattern. Beginning at the center of the arena facing the left wall or fence.

1. Beginning on the right lead, complete three circles to the right: the first two large and fast; the third circle small and slow. Stop at the center of the arena. Hesitate.
2. Complete four spins to the right. Hesitate.
3. Beginning on the left lead, complete three circles to the left: the first two circles large and fast; the third circle small and slow. Stop at the center of the arena. Hesitate.
4. Complete four spins to the left. Hesitate.
5. Beginning on the right lead, run a large fast circle to the right, change leads at the center of the arena, run a large fast circle to the left, and change leads at the center of the arena. (Figure 8)
6. Continue around previous circle to the right. At the top of the circle, run down the middle to the far end of the arena past the end marker and do a right rollback—no hesitation.
7. Run up the middle to the opposite end of the arena past the end marker and do a left rollback—no hesitation.
8. Run past the center marker and do a sliding stop. Back up to the center of the arena or at least ten feet (three meters). Hesitate to demonstrate completion of the pattern.

Pattern 5

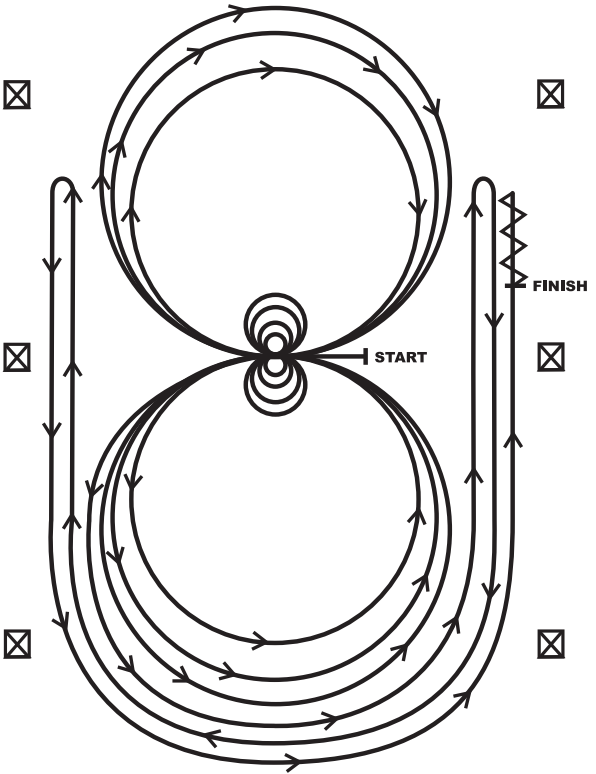


Pattern 5

Horses may walk or jog to the center of arena. (To assist with the show schedule, show management may require that horses be jogged to center. Show management is responsible for posting this requirement.) Horses must walk or stop prior to starting pattern. Beginning at the center of the arena facing the left wall or fence.

1. Beginning on the left lead, complete three circles to the left: the first two circles large and fast; the third circle small and slow. Stop at the center of the arena. Hesitate.
2. Complete four spins to the left. Hesitate.
3. Beginning on the right lead, complete three circles to the right: the first two circles large and fast; the third circle small and slow. Stop at the center of the arena. Hesitate.
4. Complete four spins to the right. Hesitate.
5. Beginning on the left lead, run a large fast circle to the left, change leads at the center of the arena, run a large fast circle to the right, and change leads at the center of the arena. (Figure 8)
6. Continue around previous circle to the left but do not close this circle. Run up the right side of the arena past the center marker and do a right rollback at least twenty feet (six meters) from the wall or fence—no hesitation.
7. Continue around previous circle but do not close this circle. Run up the left side of the arena past the center marker and do a left rollback at least twenty feet (six meters) from the wall or fence—no hesitation.
8. Continue back around previous circle but do not close this circle. Run up the right side of the arena past the center marker and do a sliding stop at least twenty feet (six meters) from the wall or fence. Back up at least ten feet (three meters). Hesitate to demonstrate completion of the pattern.

Pattern 6

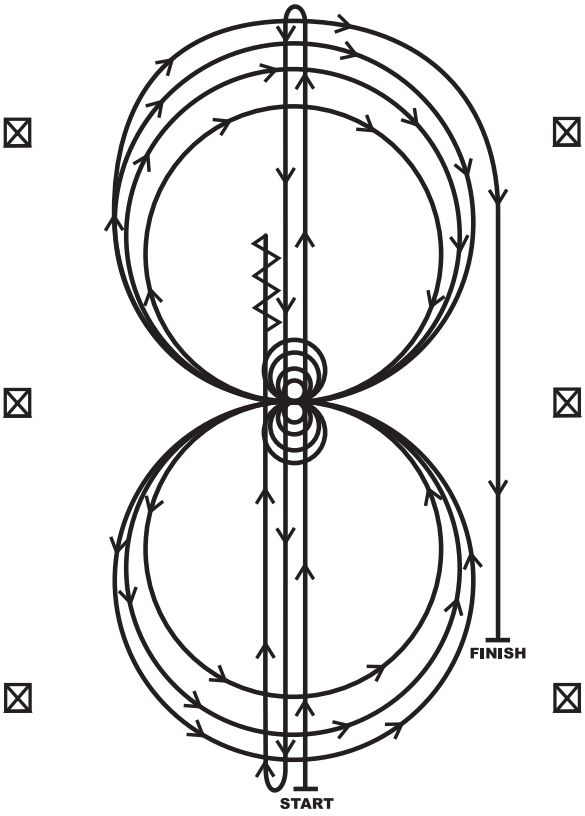


Pattern 6

Horses may walk or jog to the center of arena. (To assist with the show schedule, show management may require that horses be jogged to center. Show management is responsible for posting this requirement.) Horses must walk or stop prior to starting pattern. Beginning at the center of the arena facing the left wall or fence.

1. Complete four spins to the right. Hesitate.
2. Complete four spins to the left. Hesitate.
3. Beginning on the left lead, complete three circles to the left: the first two circles large and fast; the third circle small and slow. Change leads at the center of the arena.
4. Complete three circles to the right: the first two circles large and fast; the third circle small and slow. Change leads at the center of the arena.
5. Begin a large circle to the left but do not close this circle. Run up the right side of the arena past the center marker and do a right rollback at least twenty feet (six meters) from the wall or fence—no hesitation.
6. Continue back around previous circle but do not close this circle. Run up the left side of the arena past the center marker and do a left rollback at least twenty feet (six meters) from the wall or fence—no hesitation.
7. Continue back around previous circle but do not close this circle. Run up the right side of the arena past the center marker and do a sliding stop at least twenty feet (six meters) from the wall or fence. Back up at least ten feet (three meters). Hesitate to demonstrate the completion of the pattern.

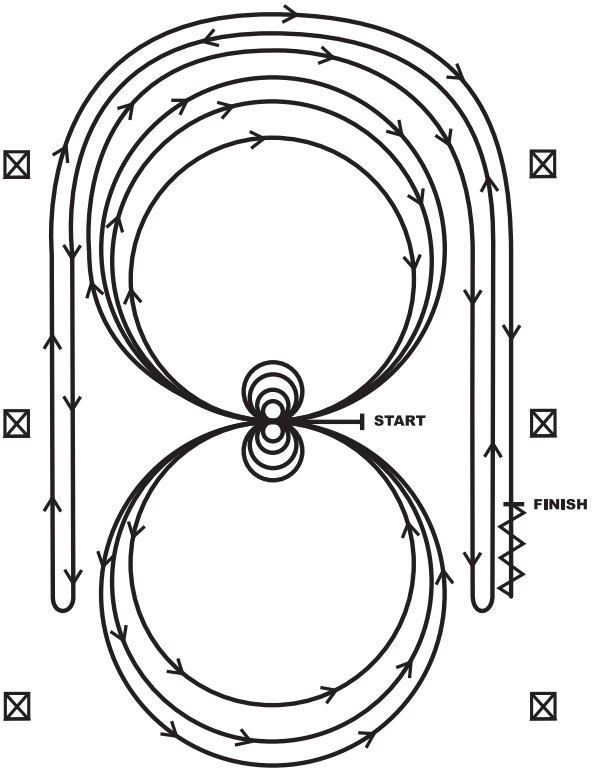
Pattern 7



Pattern 7

1. Run at speed to the far end of the arena past the end marker and do a left rollback—no hesitation.
2. Run to the opposite end of the arena past the end marker and do a right rollback—no hesitation.
3. Run past the center marker and do a sliding stop. Back up to the center of the arena or at least ten feet (three meters). Hesitate.
4. Complete four spins to the right. Hesitate.
5. Complete four and one-quarter spins to the left so that horse is facing left wall or fence. Hesitate.
6. Beginning on the right lead, complete three circles to the right: the first two circles large fast; the third circle small and slow. Change leads at the center of the arena.
7. Complete three circles to the left: the first two circles large fast; the third circle small and slow. Change leads at the center of the arena.
8. Begin a large circle to the right but do not close this circle. Run straight down the right side of the arena past the center marker and do a sliding stop at least twenty feet (six meters) from the wall or fence. Hesitate to demonstrate completion of the pattern.

Pattern 8

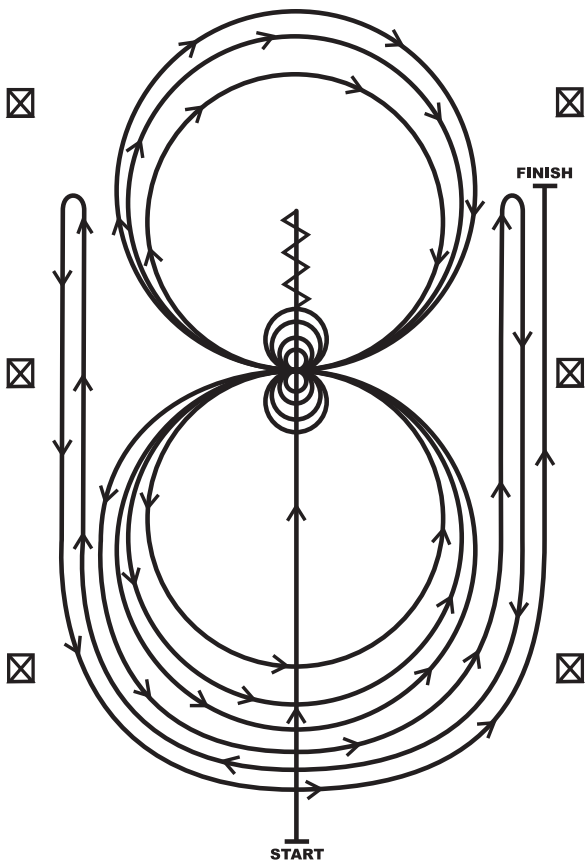


Pattern 8

Horses may walk or jog to the center of arena. (To assist with the show schedule, show management may require that horses be jogged to center. Show management is responsible for posting this requirement.) Horses must walk or stop prior to starting pattern. Beginning at the center of arena facing the left wall or fence.

1. Complete four spins to the left. Hesitate.
2. Complete four spins to the right. Hesitate.
3. Beginning on the right lead, complete three circles to the right: the first circle large and fast; the second circle small and slow; the third circle large and fast. Change leads at the center of the arena.
4. Complete three circles to the left: the first circle large and fast; the second circle small and slow; the third circle large and fast. Change leads at the center of the arena.
5. Begin a large circle to the right but do not close this circle. Run straight down the right side of the arena past the center marker and do a left rollback at least twenty feet (six meters) from the wall or fence—no hesitation.
6. Continue back around the previous circle but do not close this circle. Run down the left side of the arena past the center maker and do a right rollback at least twenty feet (six meters) from the wall or fence—no hesitation.
7. Continue back around the previous circle but do not close this circle. Run down the right side of the arena past the center marker and do a sliding stop at least twenty feet (six meters) from the wall or fence. Back up at least ten feet (three meters). Hesitate to demonstrate completion of the pattern.

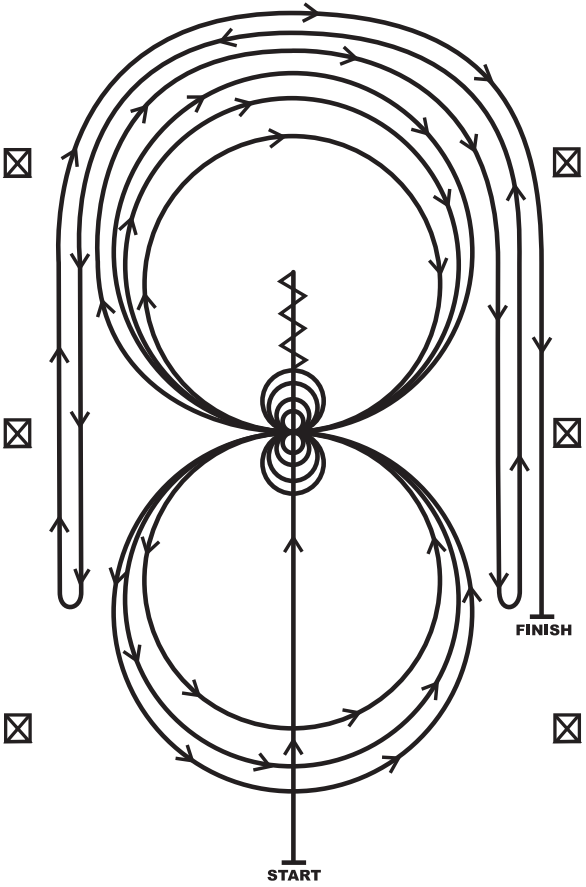
Pattern 9



Pattern 9

1. Run past the center marker and do a sliding stop. Back up to the center of the arena or at least ten feet (three meters). Hesitate.
2. Complete four spins to the right. Hesitate.
3. Complete four and one-quarter spins to the left so that horse is facing the left wall or fence. Hesitate.
4. Beginning on the left lead, complete three circles to the left: the first circle small and slow; the next two circles large and fast. Change leads at the center of the arena.
5. Complete three circles to the right: the first circle small and slow; the next two circles large and fast. Change leads at the center of the arena.
6. Begin a large circle to the left but do not close this circle. Run up the right side of the arena past the center marker and do a right rollback at least twenty feet (six meters) from the wall or fence—no hesitation.
7. Continue back around the previous circle but do not close this circle. Run up the left side of the arena past the center marker and do a left rollback at least twenty feet (six meters) from the wall or fence—no hesitation.
8. Continue back around previous circle but do not close this circle. Run up right side of the arena past the center marker and do a sliding stop at least twenty feet (six meters) from the wall or fence. Hesitate to demonstrate completion of the pattern.

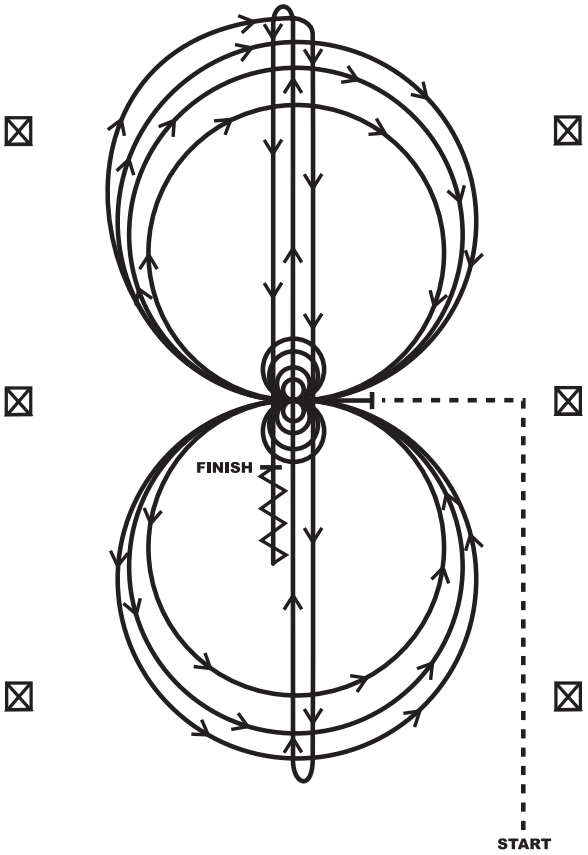
Pattern 10



Pattern 10

1. Run past the center marker and do a sliding stop. Back up to the center of the arena or at least ten feet (three meters). Hesitate.
2. Complete four spins to the right. Hesitate.
3. Complete four and one-quarter spins to the left so that the horse is facing the left wall or fence. Hesitate.
4. Beginning on the right lead, complete three circles to the right: the first two circles large and fast, the third circle small and slow. Change leads at the center of the arena.
5. Complete three circles to the left: the first circle small and slow, the next two circles large and fast. Change leads at the center of the arena.
6. Begin a large circle to the right but do not close this circle. Run down the right side of the arena past the center marker and do a left rollback at least twenty feet (six meters) from the wall or fence—no hesitation.
7. Continue back around the previous circle but do not close this circle. Run down the left side of the arena past the center and do a right rollback at least twenty feet (six meters) from the wall or fence—no hesitation.
8. Continue back around previous circle but do not close this circle. Run down the right side of the arena past the center marker and do a sliding stop at least twenty feet (six meters) from the wall or fence. Hesitate to demonstrate completion of the pattern.

Pattern 11

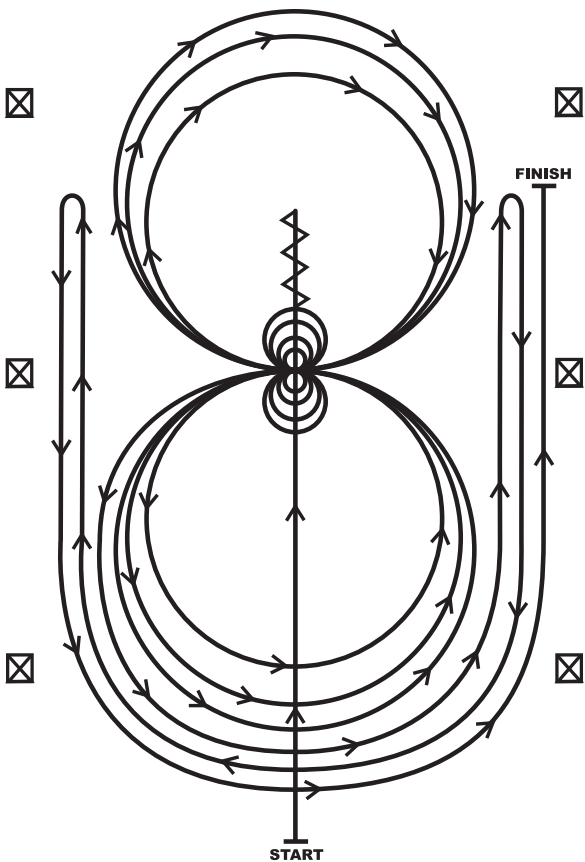


Pattern 11

Horses must jog to the center of the arena (see Judges Guide for maneuver description). Horses must walk or stop prior to starting the pattern. Beginning at the center of the arena facing the left wall or fence.

- 1.** Complete four spins to the left. Hesitate.
- 2.** Complete four spins to the right. Hesitate.
- 3.** Beginning on the right lead complete three circles to the right; the first circle small and slow; the next two circles large and fast. Change leads at the center of the arena.
- 4.** Complete three circles to the left; the first circle small and slow; the next two circles large and fast. Change leads at the center of the arena.
- 5.** Begin a large circle to the right, but do not close this circle. Run down the center of the arena past the end marker and do a right rollback—no hesitation.
- 6.** Run up the middle to the opposite end of the arena past the end marker and do a left rollback—no hesitation.
- 7.** Run past the center marker and do a sliding stop. Back up to the center of the arena or at least ten feet (three meters). Hesitate to demonstrate completion of the pattern.

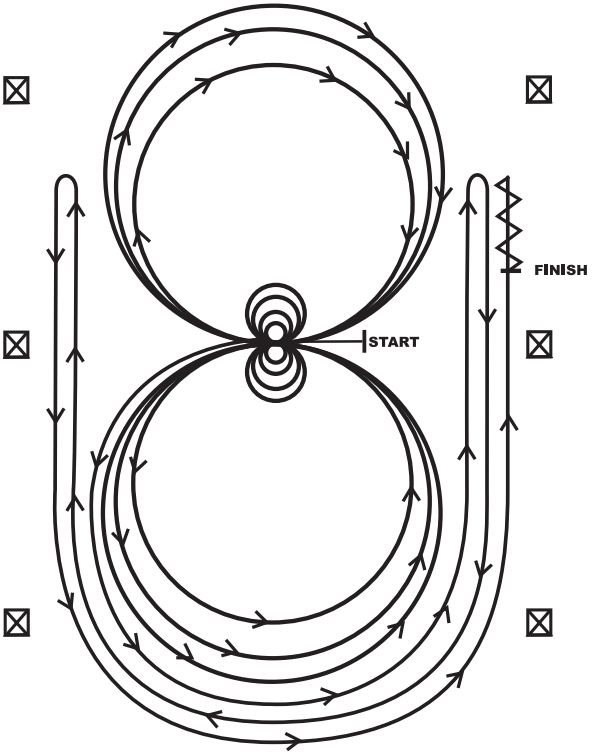
Pattern 12



Pattern 12

1. Run past the center marker and do a sliding stop. Back up to the center of the arena or at least 10 feet (3 meters). Hesitate.
2. Complete four spins to the right. Hesitate.
3. Complete four and one-quarter spins to the left so that the horse is facing the left wall or fence. Hesitate.
4. Beginning on the left lead, complete three circles to the left: the first two circles large and fast; the third circle small and slow. Change leads at the center of the arena.
5. Complete three circles to the right: the first two circles large and fast; the third circle small and slow. Change leads at the center for the arena.
6. Begin a large circle to the left but do not close this circle. Run up the right side of the arena past the center marker and do a right rollback at least 20 feet (6 meters) from the wall or fence-no hesitation.
7. Continue back around previous circle but do not close this circle. Run up the left side of the arena and past the center marker and do a left rollback at least 20 feet (6 meters) from the wall or fence-no hesitation.
8. Continue back around previous circle but do not close this circle. Run up the right side of the arena past the center marker and do a sliding stop at least 20 feet (6 meters) from the wall or fence. Hesitate to demonstrate completion of pattern.

Pattern 13

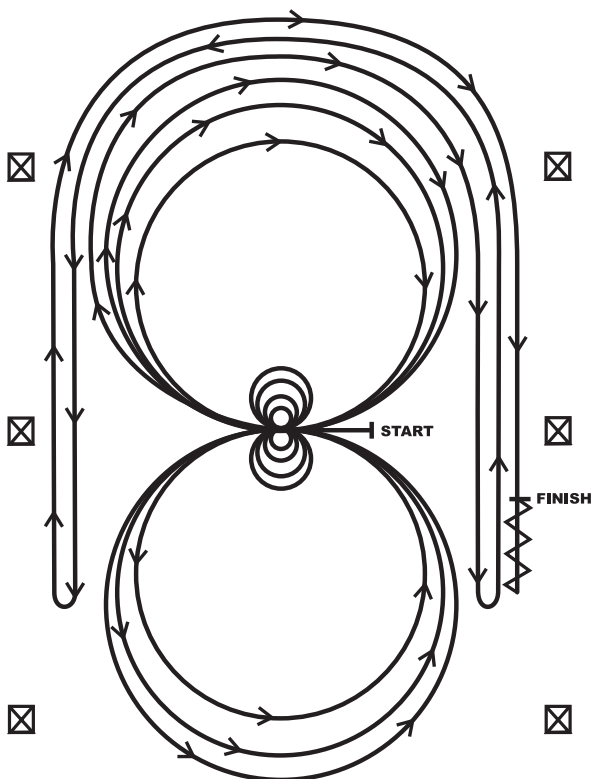


Pattern 13

Horses may walk or jog to the center of the arena. (To assist with the show schedule, show management may require that horses be jogged to center. Show management is responsible for posting this requirement.) Horses must walk or stop prior to starting pattern. Beginning at the center of the arena facing the left wall or fence.

1. Beginning on the left lead, complete two circles to the left: the first circle large and fast; the second circle small and slow. Stop at the center of the arena. Hesitate.
2. Complete four spins to the left. Hesitate.
3. Beginning on the right lead, complete two circles to the right: the first being large and fast; the second circle small and slow. Stop at the center of the arena. Hesitate.
4. Complete four spins to the right. Hesitate.
5. Beginning on the left lead, run a large fast circle to the left, change leads at the center of the arena, run a large fast circle to the right, and change leads at the center of the arena (figure 8).
6. Continue around previous circle to the left but do not close this circle. Run up the right side of the arena past the center marker and do a right rollback at least 20 feet (6meters) from the wall or fence-no hesitation.
7. Continue around previous circle but do not close this circle. Run up the left side of the arena past the center marker and do a left rollback at least 20 feet (6 meters) from the wall or fence-no hesitation.
8. Continue back around previous circle but do not close this circle. Run up the right side of the arena past the center marker and do a sliding stop at least 20 feet (6 meters) from the wall or fence. Back up at least 10 feet (3 meters). Hesitate to demonstrate completion of pattern.

Pattern 14

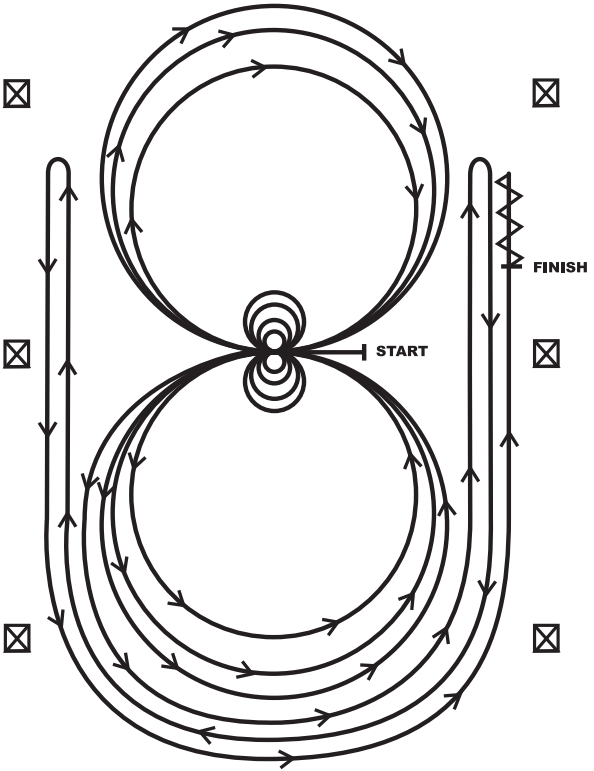


Pattern 14

Horses may walk or jog to the center of arena. (To assist with the show schedule, show management may require that horses be jogged to center. Show management is responsible for posting this requirement.) Horses must walk or stop prior to starting pattern. Beginning at the center of the arena facing the left wall or fence.

1. Complete four spins to the left. Hesitate.
2. Complete four spins to the right. Hesitate.
3. Beginning on the right lead, complete three circles to the right: the first two circles large and fast; the third circle small and slow. Change leads at the center of the arena.
4. Complete three circles to the left: the first two circles large and fast; the third circle small and slow. Change leads at the center of the arena.
5. Begin a large circle to the right but do not close this circle. Run up the right side of the arena past the center marker and do a left rollback at least twenty feet (six meters) from the wall or fence—no hesitation.
6. Continue back around previous circle but do not close this circle. Run up the left side of the arena past the center marker and do a right rollback at least twenty feet (six meters) from the wall or fence—no hesitation.
7. Continue back around previous circle but do not close this circle. Run up the right side of the arena past the center marker and do a sliding stop at least twenty feet (six meters) from the wall or fence. Back up at least ten feet (three meters). Hesitate to demonstrate the completion of the pattern.

Pattern 15

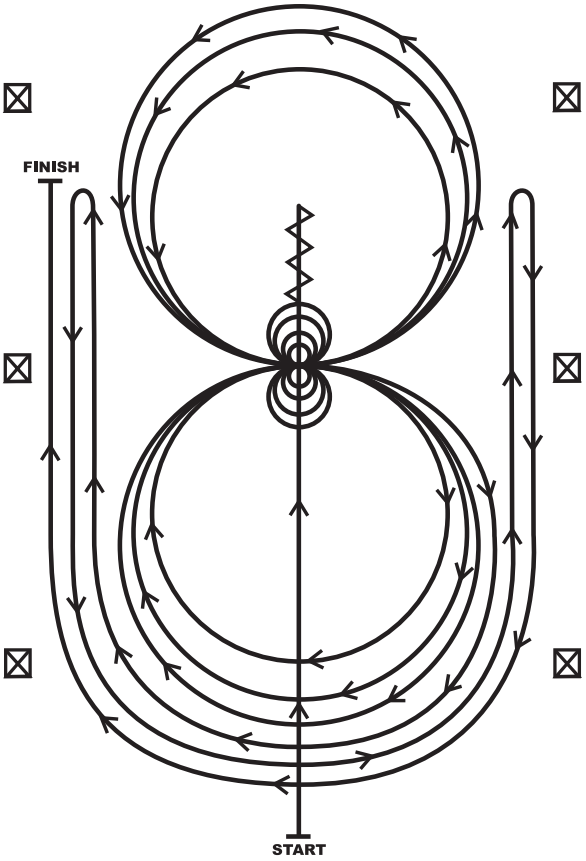


Pattern 15

Horses may walk or jog to the center of arena. (To assist with the show schedule, show management may require that horses be jogged to center. Show management is responsible for posting this requirement.) Horses must walk or stop prior to starting pattern. Beginning at the center of arena facing the left wall or fence.

1. Complete four spins to the right. Hesitate.
2. Complete four spins to the left. Hesitate.
3. Beginning on the left lead, complete three circles to the left: the first circle large and fast; the second circle small and slow; the third circle large and fast. Change leads at the center of the arena.
4. Complete three circles to the right: the first circle large and fast; the second circle small and slow; the third circle large and fast. Change leads at the center of the arena.
5. Begin a large circle to the left but do not close this circle. Run straight down the right side of the arena past the center marker and do a right rollback at least twenty feet (six meters) from the wall or fence—no hesitation.
6. Continue back around the previous circle but do not close this circle. Run down the left side of the arena past the center maker and do a left rollback at least twenty feet (six meters) from the wall or fence—no hesitation.
7. Continue back around the previous circle but do not close this circle. Run down the right side of the arena past the center marker and do a sliding stop at least twenty feet (six meters) from the wall or fence. Back up at least ten feet (three meters). Hesitate to demonstrate completion of the pattern.

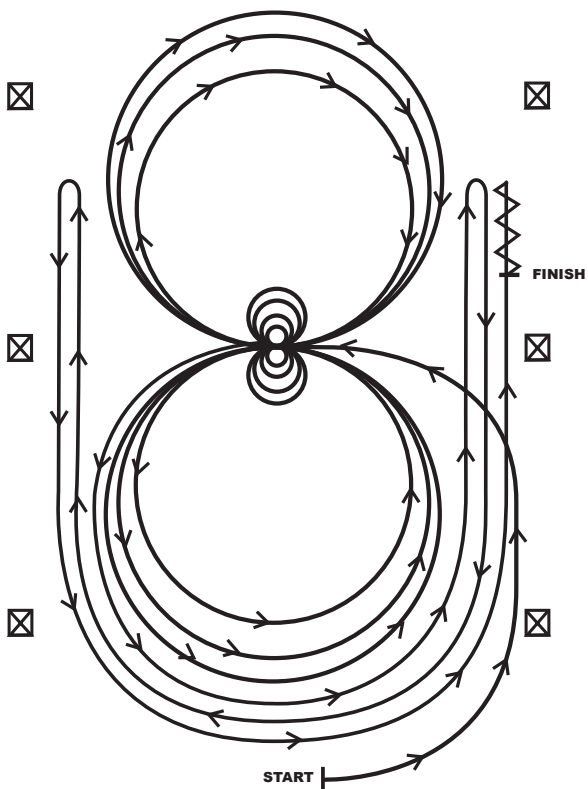
Pattern 16



Pattern 16

1. Run past the center marker and do a sliding stop. Back up to the center of the arena or at least 10 feet (3 meters). Hesitate.
2. Complete four spins to the left. Hesitate.
3. Complete four and one-quarter spins to the right so that the horse is facing the right wall or fence. Hesitate.
4. Beginning on the right lead, complete three circles to the right: the first two circles large and fast; the third circle small and slow. Change leads at the center of the arena.
5. Complete three circles to the left: the first two circles large and fast; the third circle small and slow. Change leads at the center for the arena.
6. Begin a large circle to the right but do not close this circle. Run up the left side of the arena past the center marker and do a left rollback at least 20 feet (6 meters) from the wall or fence-no hesitation.
7. Continue back around previous circle but do not close this circle. Run up the right side of the arena and past the center marker and do a right rollback at least 20 feet (6 meters) from the wall or fence-no hesitation.
8. Continue back around previous circle but do not close this circle. Run up the left side of the arena past the center marker and do a sliding stop at least 20 feet (6 meters) from the wall or fence. Hesitate to demonstrate completion of pattern.

Pattern 17

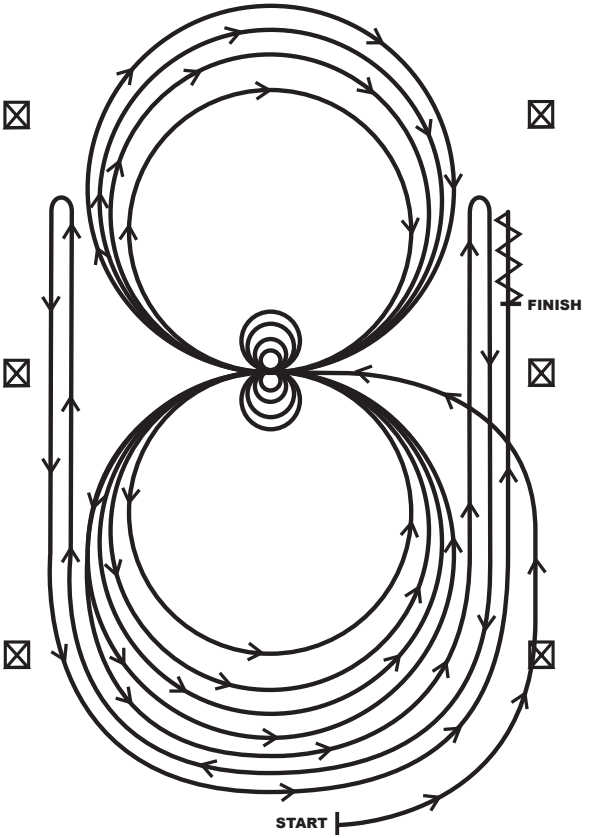


Pattern 17

Begin on the left lead. Continue to the center of the arena to begin the pattern facing toward the left wall or fence, without stopping or breaking gait.

1. Continue on the left lead, complete two circles to the left: the first circle large and fast; the second circle small and slow. Stop at the center of the arena. Hesitate.
2. Complete four spins to the left. Hesitate.
3. Beginning on the right lead, complete two circles to the right: the first being large and fast; the second circle small and slow. Stop at the center of the arena. Hesitate.
4. Complete four spins to the right. Hesitate.
5. Beginning on the left lead, run a large fast circle to the left, change leads at the center of the arena, run a large fast circle to the right, and change leads at the center of the arena (figure 8).
6. Continue around previous circle to the left but do not close this circle. Run up the right side of the arena past the center marker and do a right rollback at least 20 feet (6 meters) from the wall or fence-no hesitation.
7. Continue around previous circle but do not close this circle. Run up the left side of the arena past the center marker and do a left rollback at least 20 feet (6 meters) from the wall or fence-no hesitation.
8. Continue back around previous circle but do not close this circle. Run up the right side of the arena past the center marker and do a sliding stop at least 20 feet (6 meters) from the wall or fence. Back up at least 10 feet (3 meters). Hesitate to demonstrate completion of pattern.

Pattern 18

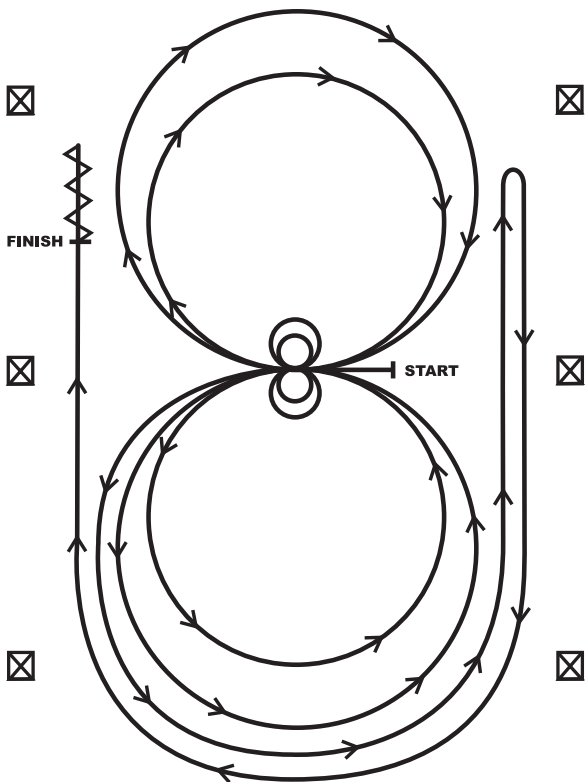


Pattern 18

Begin on the left lead. Continue to the center of the arena to begin the pattern facing toward the left wall or fence, without stopping or breaking gait.

1. Continue on the left lead, complete three circles to the left: the first two circles large and fast; the third circle small and slow. Stop at the center of the arena. Hesitate.
2. Complete four spins to the left. Hesitate.
3. Beginning on the right lead, complete three circles to the right: the first two circles large and fast; the third circle small and slow. Stop at the center of the arena. Hesitate.
4. Complete four spins to the right. Hesitate.
5. Beginning on the left lead, run a large fast circle to the left, change leads at the center of the arena, run a large fast circle to the right, and change leads at the center of the arena. (Figure 8)
6. Continue around previous circle to the left but do not close this circle. Run up the right side of the arena past the center marker and do a right rollback at least twenty feet (six meters) from the wall or fence—no hesitation.
7. Continue around previous circle but do not close this circle. Run up the left side of the arena past the center marker and do a left rollback at least twenty feet (six meters) from the wall or fence—no hesitation.
8. Continue back around previous circle but do not close this circle. Run up the right side of the arena past the center marker and do a sliding stop at least twenty feet (six meters) from the wall or fence. Back up at least ten feet (three meters). Hesitate to demonstrate completion of the pattern.

Pattern A



Pattern A

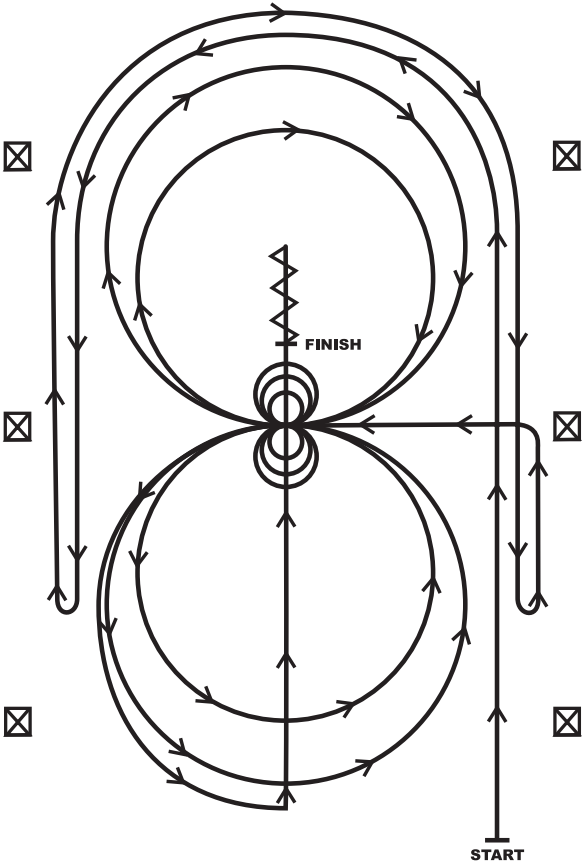
To be used for the Youth 10 & Under Short Stirrup and Para-Reining only.

Horses may walk or jog to the center of the arena. (To assist with the show schedule, show management may require that horses be jogged to center. Show management is responsible for posting this requirement.) Horses must walk or stop prior to starting the pattern. Beginning at the center of the arena facing the left wall or fence.

1. Beginning on the left lead, complete two circles to the left. Stop at the center of the arena. Hesitate.
2. Complete two spins to the left. Hesitate.
3. Beginning on the right lead complete two circles to the right. Stop at the center of the arena. Hesitate.
4. Complete two spins to the right. Hesitate.
5. Beginning on the left lead, go around the end of the arena, run down the right side of the arena past center marker, stop and roll back right.
6. Continue around the end of the arena to run down the left side of the arena past the center marker. Stop. Back up. Hesitate to demonstrate completion of the pattern.

See the Judges' Guide for a summary of other allowances made in the *Handbook*.

Pattern B



Pattern B

To be used for the Youth 10 & Under Short Stirrup and Para-Reining only.

1. Beginning, lope straight up the right side of the arena, circle the top of the arena run straight down the opposite or left side of the arena past the center mark and do a right rollback—no hesitation.
2. Continue straight up the left side of the arena circle back around the top of the arena run straight down the right side of the arena past the center marker and do a left rollback—no hesitation.
3. Continue up the right side of the arena to the center marker, at the center marker the horse should be on the left lead and complete two circles to the left, one large fast and one small slow. Stop at center. Hesitate.
4. Complete three spins to the left. Hesitate.
5. Complete two circles to the right, one large fast and one small slow. Stop at center. Hesitate.
6. Complete three spins to the right. Hesitate.
7. Begin a large circle to the left, do not close the circle. Continue up the center of the arena past the center marker and do a sliding stop. Back up at least ten feet. Hesitate to demonstrate completion of the pattern.

See the Judges' Guide for a summary of other allowances made in the *Handbook*.



ALL PHOTOS BY

Christina



HEART
ARMS
CONSCIENCE
SPIRIT

RHF is this to the
reining community.

FIND YOUR PLACE



Reining Horse[®]
FOUNDATION

Reiningfoundation.com
(405) 946-7400 • rhf@nrha.com

The Foundation is a 501(c)3 nonprofit organization.



JUDGES' GUIDE

GENERAL JUDGING AND SCORING GUIDELINES

Section 1. As stated in the National Reining Horse Association Bylaws, one of the objectives of the Association is "The development of suitable and proper standards of performance and judging." The *NRHA Handbook* specifies the rules under which all NRHA Reinings will be conducted and the rules by which reining horses will be judged. **The following is intended as a guideline for the application of the rules for the judging as specified in the *NRHA Handbook*:**

Section 2. The *NRHA Handbook* includes specific patterns which the reining horse must execute exactly, and it also contains certain specific rules involving the penalties which are applied if a horse fails to perform these specific patterns as required. The *NRHA Handbook* also, under Rules for Judging, Section A, describes in detail the standard by which a reining should be judged. This description remains unchanged throughout the evolution of the NRHA, and because of its importance in evaluating a reining horse, is reprinted in full herein. This paragraph clearly defines the quality required of a reining horse and is our strongest tool in providing clear and consistent evaluations of quality.

Section 3. "To rein a horse is not only to guide him, but also to control his every movement. The best reined horse should be willingly guided or controlled with little or no apparent resistance and dictated to completely. Any movement on his own must be considered a lack of control. All deviations from the exact written pattern must be considered a lack of or temporary loss of control; and therefore, a fault that must be marked down according to severity of deviation. After deducting all faults set here within, against execution of the pattern and the horse's overall performance, credit should be given for smoothness, finesse, attitude, quickness and authority of performing various maneuvers, while using controlled speed which raises the difficulty level and makes him more exciting and pleasing to watch to an audience."

Section 4. The scoring of reining horses is on a positive numeric scale with 70 denoting an average performance. NRHA patterns are comprised of several distinct maneuver groups which judges are asked to evaluate on an individual basis dependent on execution as dictated by the pattern description and the rules for judging, and against the quality standard described in Section A. The individual maneuvers are scored in 1/2 point increments from a low of -1 1/2 (extremely poor quality) to a high of +1 1/2 (excellent quality) with a score of 0 denoting a maneuver that is correct with no degree of difficulty. The total of the scores applied to the maneuver groups is combined with the starting score of 70 and from this gross maneuver score, any penalties are

deducted to calculate the horse's final score, which is announced after each horse works.

Section 5. An important non penalty consideration for judges is a horse stumbling. If the stumble is severe enough to significantly detract from the quality of the maneuver, NRHA requires a judge to reduce the score 1/2 point for that maneuver (i.e., very good circles with a plus one evaluation would then become plus 1/2).

Section 6. Failure to display the correct exhibitor number will result in a \$25 fine. When the judge determines that either the incorrect number is displayed or that no number is displayed, the scribe should note this fact on the score sheet and report the infraction to the Show Representative or Show Steward. The Show Representative/Steward should then note the incident on their Show Report.

Section 7. NRHA believes in the importance of providing challenged riders with the opportunity to compete on a fair basis. The NRHA Judges Committee will evaluate individual requests from challenged riders regarding the use of aids while they exhibit. If an individual is granted special privileges, then he/she will be presented said privileges in writing and must provide a copy of the letter to the show management each time he/she exhibits. The show management is required to present this copy to the judge(s) as well as the individual's draw number and exhibitor number prior to each class in which he/she will be competing. While allowing for the use of the approved aid(s), judge(s) are required to apply penalties and evaluate maneuvers in accordance to NRHA guidelines. If there is any failure in communicating the approval of a rider's aid(s), then the judge should contact the NRHA office immediately.

PENALTY APPLICATION

Section 1. The above describes the manner in which a judge evaluates and scores a horse's execution of the NRHA maneuvers. In addition to this evaluation process, the *NRHA Handbook* specifies certain penalties which are applied should a horse fail to execute a precise maneuver or deviate from performing the exact, written pattern. These penalties, as mentioned above, are subtracted from the score which the judge has awarded the horse, and thus have a negative impact on the final score the horse receives. No NRHA judge is empowered to change or alter the specific penalties listed in the *NRHA Handbook*. The judge's function is to determine whether a penalty has occurred and to apply the appropriate penalty in each instance. The NRHA has specified that in every instance, the horse should receive the benefit of any doubt when these penalties are applied. Therefore, if a judge is uncertain as to whether a horse has incurred a specific penalty, the penalty should not be applied. The application of all penalties is not a qualitative determination (i.e., there is no good or bad way to incur an over

spin). Maneuver evaluations and penalty applications are always to be determined independently.

Section 2. The penalties specified in the *NRHA Handbook* are reviewed annually by the NRHA Board of Directors and Judges Committee. It is the intention of the NRHA that these penalties be applied evenly and without amendment by every judge. It is equally imperative that every judge gives benefit of any doubt he/she may have to the exhibitor when assessing whether in fact a penalty has occurred.

PRE/POST CHECK

Section 1. NRHA requires riders to dismount and drop their bridles for inspection before or after showing, either in the arena for a judge or in close proximity to the arena for the designated judge in multiple judge situations. Failure to comply with this rule shall result in a no score. Judges are required to call all occurrences of illegal equipment, unsportsmanlike conduct, and evidences of abuse, without fail. As with any penalty application within NRHA, judges are advised that should there be any doubt as to whether or not there has been a violation, benefit of this doubt shall always go to the contestant. Also, judges are advised not to drop or assist in dropping bridles for contestants, this is to be done by the contestant or his/her designated assistant. A judge has the authority to perform random mouth checks. An NRHA Judge who serves as a volunteer equipment judge is allowed to compete in another class at that show.

Section 2. Should the judge responsible for examining horses and equipment determine that a rule violation has occurred, that results in a no score the exhibitor or his/her representative, trainer or guardian may at that time accept the no score and allow the equipment judge to cause the appropriate changes to all score sheets or request the other judges confer on the appropriate call. If contested, the equipment judge should so indicate to the other judges immediately, and detain the horse and equipment until it is possible for the other judges to complete an inspection of said violation. In a multiple judge situation where the equipment judge is located outside the arena, any infraction detected by the equipment judge should be examined by all other judges as soon as is practical if contested by the exhibitor.

Section 3.

(a) Show committees have the option of using a pre-check or a post-check. When a pre-check is used, there shall be no routine post-check. A pre-check system should not be used in a single judged event. When a pre-check is used, it is strongly recommended that there be a designated area in close proximity to the pre-check judge for the checked horses to remain until they enter the arena.

(b) When a pre-check is used, the presence of fresh blood or

any other evidence that any act of abuse has occurred prior to the check will result in a no score (see Rules for Judging, B. Scoring [4]). If illegal equipment is presented at the pre-check, the exhibitor will not receive a no-score, if he/she is able to correct the problem without delaying the class. If a checked horse leaves the field of vision of the pre-check judge prior to showing, the pre-check judge is to recheck the horse before allowing it to enter the arena.

(c) In this system the first two horses should be pre-checked 8-10 minutes before the class begins, with all remaining horses checked when they are in-the-hole. It is suggested that the pre-check judge, as soon as the first three horses have been checked, develop the routine of checking each horse as it becomes the in-the-hole horse. This requires the judge to keep track of only two horses at any one time, the already examined on-deck and in-the-hole horses. In addition, this allows each exhibitor time to regain composure and focus following the check, and it gives an exhibitor time to correct an equipment problem should one occur. Before entering the arena each horse will have a final walk around inspection.

(d) When a pre-check system is used, all officiating judges are compelled to call any acts of abuse to a horse while in the arena. If the situation arises where a chair judge calls a no score, the judge making the call should request that the exhibitor present his/her horse for inspection to the judge seated closest to the exhibitor at the completion of the pattern. If a no score is called, the exhibitor can accept or contest the call. If contested, the other judge(s) shall be called as soon as is practical to examine the horse and confer.

(e) In all NRHA approved classes with added monies of \$500 or below (in a concurrent class set, the threshold applies to the highest added money offered), a random equipment check by the chair judge is permitted. It is recommended at least three horses in each class are checked, selected by the chair judge when each horse is finished with the pattern. Any horse, at any time may be stopped by the chair judge in the event of abuse or unsafe conditions.

NO SCORES

Section 1. The *NRHA Handbook* specifies that horses are to be disqualified and receive a no score if the infractions of “abuse of a horse or misconduct by the rider” are incurred. Misconduct may include failure to present the horse and equipment for inspection before or after completing the pattern and/or any disrespectful or unprofessional conduct by the exhibitor. This includes not dismounting prior to dropping the bridle.

Section 2. While the application of a penalty for abuse requires the discretion of the judge, this judge must make his/her determination based on NRHA guidelines. The NRHA has determined

that the exhibition of a horse that is obviously lame or is otherwise in an unhealthy condition must be considered abuse. Obvious lameness is a clearly evident gait deficit which is:

- (a) Consistently observable at a jog under all circumstances and/or
- (b) Obvious at a walk and/or
- (c) Minimal weight bearing in motion and/or rest or a complete inability to move.

The exhibition of a horse that has a cut or abrasion showing clear evidence of fresh blood in the mouth, nose, chin, shoulder, barrel, flank or hip area (those areas reasonable to believe the injury may have been caused by the rider or equipment) must be considered abuse regardless of how the injury was caused.

Section 3. Included in the infraction of abuse is the use of illegal equipment. The *NRHA Handbook* specifies the following as illegal equipment:

- (a) bits and snaffle bits with mechanical devices;
- (b) leveraged bits and snaffle bits having mouthpieces constructed from anything other than smooth rounded material, (Note: Twisted wire mouthpieces are illegal);
- (c) Leveraged bits with mouthpiece bar spaces less than $\frac{5}{16}$ " or greater than $\frac{3}{4}$ " diameter;
- (d) nothing may protrude more than $\frac{1}{8}$ " below the mouthpiece (bar);
- (e) *bits with ports exceeding $3\frac{1}{2}$ " in height;
- (f) *snaffle bits with rings smaller than 2" or larger than 4" in diameter;
- (g) *snaffle bits with mouthpieces smaller than $\frac{5}{16}$ ", measured 1" from the cheek. (Note: It should be noted that a conventional snaffle can only be broken in one place. A conventional snaffle may have loose rings. An optional curb strap is acceptable provided it is loose, however curb chains are not acceptable. No minimum or maximum width is required, decorative knots and round material are acceptable.)
- (h) rope or leather bosals with wire, iron or mechanical devices;
- (i) *bosal larger than $3\frac{1}{4}$ " diameter on the cheek;
- (j) twisted curb chains or curb chains with barbs and/or wire;
- (k) *wire on bits (Note: Spade bits may have wire wrap on spacer bar only);
- (l) When a curb bit is used, a curb chain or strap is required.
- (m) use of tack collars, tie downs, nose bands, electric shocks, whips or bats;
- (n) use of any attachment which alters the circulation of the tail.
- (o) use of Bluetooth headsets or electronic communication devices in Category 2 & 6 aged events.

(*See Figures #1 & #2.)

Note: In any approved class, the judge(s) shall have the au-

thority to require the removal or alteration of any piece of equipment or accoutrement which is unsafe, which he/she believe to be inhumane, or in which, in his/her opinion, would give a horse an unfair advantage.

Section 4. Abuse as defined in the *NRHA Handbook* is “That which a reasonable person informed and experienced in generally accepted equine training and exhibition procedures, would determine to be cruel, abusive and inhumane. “ A judge is thus compelled to disqualify any horse that he/she feels is being exhibited in a manner which is cruel, abusive and inhumane. This may include the exhibition of an animal which is clearly not in a fit or sound condition, the use of abusive equipment, and/or the use of abusive showing techniques by the rider. A judge(s) may excuse a horse at anytime while in the arena for unsafe conditions or improper exhibition caused by the horse and/or the rider. While each judge is required to disqualify any horse exhibited in the manners described above, it should be noted that in every case the exhibitor should be given the benefit of any doubt, should any doubt exist.

Section 5. Judges are required to report no score situations to the NRHA Representative or Steward with instructions to include the details of said no score in the official show representative’s report. Further, a judge (or judges) must present in writing any Grievance that he/she may have against contestants or shows to an official officer, director, or duly elected or appointed contestant’s representative of the NRHA at the time of the Grievance. It should be noted that a judge is not required to post the Grievance fee.

PENALTY SCORE ZERO

Section 1. The *NRHA Handbook* specifies certain situations in which a horse will receive a score of 0 regardless of its execution of the pattern. These situations shall be reported by a judge to a scribe as “penalty score zero.” This is extremely important to avoid confusion in the scribe’s recording. The *NRHA Handbook* prohibits the use of more than the index/first finger between the reins, the changing of hands on the reins, or use of two hands on the reins; however, it specifically outlines situations in which the rider’s free hand may be used to untangle excess rein. (See “Rules for Judging” B.(5)). The *NRHA Handbook* also permits the rider to use his/her free hand to hold a romal in the normal fashion; the definition of which is contained hereunder: Exceptions occur in the Snaffle Bit & Hackamore, Freestyle, Youth 10 & Under, NRHA Green, Ride & Slide and Para-Reining classes. See rules for each class.

Section 2. When using a romal, the romal reins can only pass through the hand once, the rider’s hand shall be around the reins with the wrist kept straight and relaxed, the thumb on top and the hand closed around the reins; no fingers between the reins are allowed. The free hand may be used to hold the romal provided it is held in a relaxed position and there are

at least 16 139 inches of romal from the free hand to the reining hand. Use of the free hand while holding the romal to alter the tension or length of the reins from the bridle to the reining hand is considered to be the use of two hands and a score of 0 will be applied. Consistent with NRHA rules regarding split reins, a rider using a romal may untangle excess rein (romal) anytime during the pattern, provided the rider's free hand remains behind the rein hand.

Section 3. A penalty score 0 shall also be incurred if a horse fails to complete the pattern as written, performs the maneuvers in other than the specified order, and/or includes maneuvers not specified. Included as maneuvers in other than the specified order, is the situation wherein a horse runs circles out of order, or exceeds greater than one quarter of the circle out of order (i.e., when a horse begins circles in the wrong direction for more than a quarter of a circle before changing direction; when a small slow and large fast circles are required, and the horse runs a large fast and small slow and large fast set of circles, or when it requires a large fast, a lead change and a small slow and the horse runs a large fast, does a lead change and then continues over one quarter of the next circle in a large fast) and on run in patterns, once beginning a lope a complete stop prior to reaching the first marker. When going to and coming out of a rollback in a pattern requiring a run around, a rollback which crosses the centerline of the arena will result in a penalty score 0. In the instance where a horse backs up where a backup is not specified, the penalty score of 0 will be incurred should the horse back more than 2 full strides. It is important to note one stride is defined as the complete movement or steps of all four legs, one time. In this particular situation it is very helpful for a judge to watch and count the steps of the front feet. Up to and including four steps of the front feet in the non-required backup receives no penalty. The horse must complete 5 or more consecutive steps backward without stepping forward to be considered an inclusion of a maneuver. Whenever a horse deviates from the exact written pattern by turning more than 1/4 of the geographical circumference of the arena (i.e., an over spin, a turn during a backup, etc.), the penalty score of 0 will be applied. When a horse stops (completely losing forward motion) where a stop is not required, an inclusion of maneuver has occurred and a penalty score of 0 will be applied. NRHA rules provide for an exception to this rule; a complete stop in the first 1/4 circumference of a circle after a lope departure is not to be considered an inclusion of maneuver. This allows for a rider to correct a missed lead. It is important to be sure that all other penalties incurred during this situation are applied, including jogging, missed leads, and always a break of gait in lieu of the inclusion of maneuver. (See Figure #3B.)

Section 4. The *NRHA Handbook* further specifies that the refusal of a command (balk) will incur a penalty score of 0. In this instance the judge must determine that the horse blatantly and continuously refused a rider's command. In the case of a spin or a rollback, the judge must differentiate between freeze up (as discussed below) and refusal of command. The *NRHA Handbook* further states that a penalty score of 0 will be applied if a horse is not in a lope for 1/2 of the circumference of a circle, or 1/2 the length of the arena. (See Figure #5. This does not apply to pattern #11 which is a jog in pattern or any other pattern requiring a jog in, and requires a horse to jog the majority (over 1/2 the distance) of the way to the center.) The *NRHA Handbook* also requires judges to apply a penalty score of 0 in the event that a horse or rider falls to the ground or the rider is dislodged. A horse is deemed to have fallen when its shoulder and/or hip and/or underline touches the ground. The *NRHA Handbook* also specifies that each entry must run in order drawn. Note: In multi-go events, finals qualifying horses that get a 0 or scratch will still be eligible for payouts, with a 0 placing higher than a scratch. In the event not enough horses qualify for total purse distribution, the undistributed portion of the purse will be retained by show management.

5 POINT PENALTIES

Section 1. There are five situations that require a judge to apply a five (5) point penalty. These situations are: spurring in front of the cinch, use of either hand to instill fear or praise, **untangling or straightening the latigo or horse's mane when the horse is in motion**, holding the saddle with either hand (except in the Freestyle Reining, Entry Level Green Reiner, Entry Level Ride & Slide, or Youth 10 & Under Short Stirrup class or for riders 65 and older (Non Pro classes only. Age as of January 1.), or blatant disobedience. Also included, is the act of a horse dropping to its knees or hocks that cannot be considered a fall since its shoulder and/or hip and/or underline did not touch the ground. In order to assess the 5-point penalty correctly, an important distinction must be made. A horse that hits its hocks while performing a sliding stop should not receive the penalty and should not be confused with the horse that drops to its hocks at the completion of the stop due to a clear loss of balance or a horse that sits down should receive the penalty 5. To assess the 5-point penalty correctly during spins, an important distinction must be made. A horse that turns with its hock touching the ground should not receive the penalty 5 and should not be confused with the horse that drops to its hocks due to a clear loss of balance which should receive the penalty 5. The application of the spurring rule requires the judge to ensure that contact with the horse was made. The holding the saddle rule does not include incidental, brief contact (i.e., brushing the saddle with the free hand). Judges must allow riders to straighten reins at an appro-

appropriate place without incurring a holding the saddle or instilling praise penalty. Blatant disobedience include, but are not limited to, kicking, biting, bucking, rearing and striking. It should be noted that judge(s) may confer and/or review the video on five (5) point penalties in accordance with NRHA rules. Therefore, it is helpful for judges in multiple judged events to require scribes to acknowledge the existence of a five (5) point penalty when reporting the score. If a lack of concurrence exists, then show management would be alerted and scores would be held pending video review or conference. ***Note:** A rider is allowed to untangle or straighten the latigo or horse's mane without incurring a 5 (five)-point penalty any place a horse is allowed to be completely stopped during the pattern.

2 POINT PENALTIES

Section 1. A judge is required to apply a two (2) point penalty should a horse break gait during the execution of a pattern. The requirement here is to determine gait has been broken, not what gait or if actually a gait was reached by transition. An important consideration is a horse which, while executing a required downward speed transition, has its rear feet briefly slip on the ground without loss of the overall cadence and stride of the lope should not receive a 2 point break of gait penalty. If gait is clearly broken, it should receive the appropriate 2 point penalty. Further, should the horse stop during the downward speed transition (completely lose forward motion) an inclusion of maneuver will have occurred resulting in a penalty score of 0. Judges will be allowed to review 2-point penalties for break of gait, jogging more than two (2) strides and freeze ups as long as one (1) judge has called the penalty 2. Refer to Show Rules and Regulations on requirements. **Note:** Simple lead changes are allowed in NRHA Green, Ride & Slide, Para-Reining, and Short Stirrup classes; no break of gait penalty should be applied during the lead change. NRHA Ride & Slide classes may use altered patterns and if simple lead changes are specified, no break of gait penalty should be applied during the lead changes.

Section 2. If a horse freezes up in a spin or rollback, a 2 point penalty will be applied. The NRHA defines a freeze up as a brief but obvious refusal to start a spin or rollback or any complete stoppage of a horse's lateral shoulder movement which delays the execution of a spin or rollback. (See Figure #3A.) A judge thus must determine whether there was a momentary complete stoppage of lateral shoulder movement in a spin or rollback. It is not necessary to determine if the freeze up was caused by the horse or rider (i.e. a rider who spins 3 times, stops his/her horse and realizes the error and immediately completes the 4th spin, shall receive a freeze up penalty).

Section 3. It is required in patterns that begin in the center of the arena with a lope departure, the departure be execut-

ed from a walk or stopped position; failure to do so shall result in a judge applying a 2 point penalty. It should be noted that patterns beginning with spins at the center of the arena, failure to complete spins in the prescribed area would result in a reduction of the maneuver evaluation. On all run-in patterns, a judge is required to apply a 2 point penalty for failing to be in a lope prior to reaching the first marker or for a break of gait prior to the first marker. (See Figure #5.)

Section 4. NRHA patterns require a horse to run past a marker placed in the arena prior to stopping. If the horse does not completely pass the specified marker before assuming a stop position, a penalty of 2 points is to be applied. It is important to note that this penalty is to be applied if the horse assumes a stop position (rear legs up underneath, setting up) whether or not this stop is completed. Further, the judge, by applying this penalty, is only reflecting the fact it happened, and should not be concerned with whether it was caused by the horse or by the rider. Judges should note that it is their responsibility to insure that these markers are placed correctly, and in such a fashion that a horse could reasonably be expected to go past them before executing a stop or rollback maneuver. The NRHA has specified that the end markers be no less than 50' from the end wall or fence of the arena.

LEAD PENALTIES

Section 1. Each time a horse is out of lead, a judge is required to penalize it by 1 point. The penalty for being out of a lead is cumulative, and the judge will add 1 penalty point for each $\frac{1}{4}$ of the circumference of a circle or any part thereof that a horse is out of lead. (See Figure #4.) A judge is further required to penalize a horse $\frac{1}{2}$ of a point for a change of lead delayed by one stride where a change of lead is required by the pattern. It should be noted that a gait is specified, but no lead is specified in the instance of run downs either on the side of the arena or through the middle of the arena, and no penalty is incurred for a horse changing leads in these areas. (See Figures #6 & #7.)

Section 2. In patterns where a horse is required to make a run around the end of the arena, the horse must be on a specific lead while rounding the end of the arena. The horse is required to be on the specified lead as soon as it completes the 1st straight portion of the run-around and begins to turn the corner of the arena. Failure to be in the correct lead beyond this point will result in the following penalties being assigned:

- (a) From the turn to the halfway position at the end wall -1 point.
- (b) Beyond the halfway point up to the beginning of the run down -2 points.
- (c) It should be noted NRHA has determined there to be no correct lead on a straight line. Therefore, changing leads in

a straight line is not to be penalized, though it may or may not demonstrate resistance to being dictated to completely which must be dealt with in maneuver evaluation. (See Figures #6 & #7.)

Section 3. In the instance where a pattern requires a $\frac{1}{2}$ circle prior to beginning a run down to the other end of the arena (i.e., patterns #2 & 4), failure to be on a specified lead should be penalized as follows:

- (a) 1 point: beyond one stride up to $\frac{1}{4}$ circumference of circle
- (b) 2 points: beyond $\frac{1}{4}$ circumference of circle up to the entire half circle. (See Figure #6.)

JOG PENALTIES

Section 1. Inasmuch as a horse is required to be in a lope throughout the reining pattern, a penalty must be applied for starting a circle at a jog or exiting a rollback at a walk *or* jog up to two (2) strides. Starting a circle at a jog or exiting a rollback at a *walk or jog* beyond two (2) strides but less than one half ($\frac{1}{2}$) circle or one half ($\frac{1}{2}$) the arena, deduct 2 points.

SIMPLE LEAD CHANGE PENALTIES

Section 1. In classes which allow simple lead changes, riders have the ability to perform a simple lead change anywhere in the pattern where a lead change is necessary. The ideal change is to jog for one stride to change leads. Any deviation from the ideal change that takes place in the lead change area as described by the *Handbook* would not incur a penalty but deserves less credit. In order of decreasing difficulty would be jogging more than one stride, walking rather than jogging, stopping during the change and finally more than one attempt to execute the change. Penalties would apply if the lead change was early or late just as they would for a flying lead change. Penalties would apply if the lead change is required before a certain point, i.e.: when exiting a rollback and coming out in the wrong lead, the exhibitor would need to perform a lead change before entering the end of the arena for a run around or if they fall out of lead and need to change back to regain the correct lead in the circles.

Section 2. Judges should allow one-quarter circle coming into the change and one-quarter circle going past the change as an allowable simple change area (safe zone), with only the out of lead penalties applying. For example, a horse that comes across and takes 3 strides past “center” to complete the simple change, but before the end of the first quarter, would not get a break of gait penalty but would incur a one point out of lead penalty. The same logic would apply for changes before reaching center. All penalty applications would apply out of that “safe zone.”

SPIN PENALTIES

Section 1. When performing the spin maneuver, horses are re-

quired to stop and start in a precise direction within the arena. Failure to stop a spin with some portion of the horse's shoulder and hip aligned with the proper position will result in a penalty. A horse can only be assessed one over or under spin penalty per maneuver. The penalties assigned to over and under spinning are as follows:

(a) Over or under spinning beyond a shoulder width and up to $\frac{1}{8}$ of the circumference of the spin - $\frac{1}{2}$ point penalty.

(b) Over or under spinning up to $\frac{1}{4}$ of the circumference of the spin 1 point penalty.

(c) If a horse over spins by more than $\frac{1}{4}$ of the circumference of a spin, an additional maneuver is deemed to have been included and a score of 0 will be applied. It should be noted that the shoulder width tolerance applied when determining the first $\frac{1}{8}$ over or under spin should not be applied when determining the severity of the deviation (i.e. the determination of a $\frac{1}{2}$ or a 1 point penalty or the determination of a 1 point penalty or a 0 score).

(d) In the instance where a horse under spins by more than $\frac{1}{4}$ of the circumference of a spin and is properly realigned before starting the next maneuver, it shall be considered a freeze up in the spin and a 2 point penalty will be assigned.

(See Figure #3A.)

WALL PENALTY

Section 1. In NRHA patterns that require a horse to run around the end of the arena, it is specified the horse must remain a minimum of 20 feet from the side of the arena when approaching a stop and/or rollback. Failure to do so will result in a $\frac{1}{2}$ point penalty.

CENTER PENALTY

Section 1. In a pattern requiring a run-around, there will be a one half ($\frac{1}{2}$) point penalty for failure to remain a minimum of 10 feet from either side of the center of the arena; for small arenas the distance will be at the judge's discretion.

REVIEWS

Section 1. If the judge is unsure as to whether a major penalty has occurred (i.e., no score, a 0 score, a 2-point penalty, or a 5 point penalty) the judge will submit his/her score and ask that the score be held pending a conference or a review of the video at the next drag. Further, it must be remembered that the *NRHA Handbook* does not allow judges to confer as to any penalty or maneuver score prior to submitting a score. Video reviews may only be utilized in the instance where the judge believes that all entrants have been videotaped by an official videographer. A judge shall not be required to change his/her score following a conference or video review, each judge's decision is an individual call. Judges will be allowed to review 2-point penalties for break of gait, jogging more than two (2) strides and freeze

ups. Upon the review of a major penalty, if the major penalty is deemed to not have occurred, the judge has the ability to add or remove the appropriate penalty and adjust the maneuver score accordingly.

Section 2. Judges must continue to score no scores and 0 scores in a multiple judged or videotaped event. This allows for video review and/or conference with the other judge(s) without the potential bias that could exist if a judge should need to reverse his/her original decision or rely on memory to score the run. Whether or not a class is videotaped or multiple judged, it is suggested that NRHA judges continue to mark all runs whenever possible, as a service to our members.

Section 3. An exhibitor or owner in the respective class may request a review of a major penalty (penalty score zero and 5 point penalty, or a 2 point penalty). The judge(s) has the right to deny or honor the request. If honored by the judge(s) he/she must believe the entire class was videotaped by an official videographer. The request must be made no later than 30 minutes after the last run of the day and before the judge(s) has left the grounds for the day. In cases where a class is run in sections over multiple days, each day's scores will be official thirty minutes after the last run of each section. Exhibitors or owners may not have direct contact with the judge(s) during the entire process of requesting a review. The request must be submitted to the Show Steward, Show Representative, or if need, Show Management who will take the request to the judge(s)

MANEUVERS

As mentioned earlier, judges are required to score a reining horse based on its execution of the maneuver groups required in each pattern. All NRHA patterns are divided into seven or eight maneuver groups. Descriptions of ideal maneuvers required of a reining horse are as follows:

Walk-in

The walk-in brings the horse from the gate to the center of the arena to begin its pattern. The horse should appear relaxed and confident. Any action which may create the appearance of intimidation including starting and stopping, or checking is a fault which shall be marked down according to the severity in the first maneuver score.

Jog-in

Horses must jog the majority (over 1/2 the distance) of the way to the center. The horse should appear relaxed and confident. Any action which may create the appearance of intimidation including walking, stopping or checking is a fault which shall be marked down according to the severity in the first maneuver score. Failure to jog the majority of the way to the center will result in a 0 for failure to complete the pattern as written.

Stops

Stops are the act of slowing the horse from a lope to a stop position by bringing the hind legs under the horse in a locked position sliding on the hind feet. The horse should enter the stop position by bending the back, bringing the hind legs further under the body while maintaining forward motion and ground contact and cadence with front legs. Throughout the stop, the horse should continue in a straight line while maintaining ground contact with the hind feet.

Spins

Spins are a series of 360-degree turns, executed over a stationary (inside) hind leg. Propulsion for the spin is supplied by the outside rear leg and front legs, and contact should be made with the ground and a front leg. The location of hindquarters should be fixed at the start of the spin and maintained throughout the spins. It is helpful for a judge to watch for the horse to remain in the same location, rather than watching for a stationary inside leg. This allows for easier focus on other elements of the spin (i.e., cadence, attitude, smoothness, finesse, and speed).

Rollbacks

Rollbacks are the 180 degree reversal of forward motion completed by running to a stop, rolling (turning) the shoulders back to the opposite direction over the hocks and departing in a lope, as one continuous motion. The *NRHA Handbook* states no hesitation; however, a slight pause to regain footing or balance should not be deemed hesitation. The horse should not step ahead or backup prior to rolling back.

Circles

Circles are maneuvers at the lope, of designated size and speed, which demonstrate control, willingness to guide, and degree of difficulty in speed and speed changes. Circles must at all times be run in the geographical area of the arena specified in the pattern description and must have a common center point. There must be a clearly defined difference in the speed and size of a small, slow circle, and a large, fast circle; also, the speed and size of small, slow right circles should be similar to the small, slow left circles; and the speed and size of the large, fast right circles should be similar to the large, fast left circles.

Backups

A backup is a maneuver requiring the horse to be moved in a reverse motion in a straight line a required distance; at least 10 feet.

Hesitate

To hesitate is the act of demonstrating the horse's ability to pause in a relaxed manner, at a designated time in the pattern. All NRHA patterns require a hesitation at the end of the final maneuver to indicate to the judge(s) the completion of the pattern.

Lead Changes

Lead changes are the act of changing the leading legs of the front and rear pairs of legs, at a lope, when changing the direction traveled. The lead change must be executed at a lope with no change of gait or speed and be performed in the exact geographical position in the arena specified in the pattern description. The change of front and rear leads must take place within the same stride to avoid penalty.

Run Downs and Run-arounds

Run downs are runs through the middle of the arena, and runs along the side and ends of the arena. Run downs and run-arounds should demonstrate control and gradual increase in speed to the stop.

PATTERN DESCRIPTIONS

The NRHA has divided its patterns into sets of seven or eight maneuver groups, which are scored as described earlier. These patterns break down as follows:

PATTERN 1

Maneuver 1

Run down the middle, past the end marker, left rollback

Maneuver 2

Run down the middle, past the opposite end marker, right rollback

Maneuver 3

Run down the middle, past the center marker, stop, back-up, hesitate

Maneuver 4

4 right spins, hesitate

Maneuver 5

4 1/4 left spins, hesitate

Maneuver 6

Left circles departure, large fast, small slow, large fast, lead change

Maneuver 7

Right circles large fast, small slow, large fast, lead change

Maneuver 8

Complete 3/4's of a large fast left circle, run down side past center marker, stop, hesitate

PATTERN 2

Maneuver 1

Right circles departure, small slow, two large fast, change leads

Maneuver 2

Left circles small slow, two large fast, change leads

Maneuver 3

Continue around previous circle to the right. At the top of the circle, run down the middle past end marker, right rollback

Maneuver 4

Run down middle past the opposite end marker, left rollback

Maneuver 5

Run down middle past the center marker, stop, backup, hesitate

Maneuver 6

4 right spins, hesitate

Maneuver 7

4 left spins, hesitate

PATTERN 3

Maneuver 1

Run around the end of arena, run down side past center marker, left rollback

Maneuver 2

Run around end of arena, run down side past center marker, right rollback

Maneuver 3

Right circles two large fast, one small slow, change leads

Maneuver 4

Left circles two large fast, one small slow, change leads

Maneuver 5

Run $\frac{3}{4}$'s of a large fast circle, run completely around the arena, past center marker, stop, back up. hesitate

Maneuver 6

4 right spins, hesitate

Maneuver 7

4 left spins, hesitate

PATTERN 4

Maneuver 1

Right circles departure, two large fast, small slow, stop, hesitate

Maneuver 2

4 right spins, hesitate

Maneuver 3

Left circles departure, two large fast, small slow, stop, hesitate

Maneuver 4

4 left spins, hesitate

Maneuver 5

Depart right lead, figure eight, lead change

Maneuver 6

Continue around previous circle to the right. At the top of the circle, run down the middle past end marker, right rollback

Maneuver 7

Run down middle past opposite end marker, left rollback

Maneuver 8

Run down middle past center marker, stop, backup, hesitate

PATTERN 5

Maneuver 1

Left circles departure, two large fast, small slow, stop, hesitate

Maneuver 2

4 left spins, hesitate

Maneuver 3

Right circles departure, two large fast, small slow, stop, hesitate

Maneuver 4

4 right spins, hesitate

Maneuver 5

Depart left lead, figure eight, change leads

Maneuver 6

Run $\frac{3}{4}$'s of a large fast left circle, run down side past center marker, right rollback

Maneuver 7

Run around end of arena, run down side past center marker, left rollback

Maneuver 8

Run around end of arena, run down side past center marker, stop, backup, hesitate

PATTERN 6

Maneuver 1

4 right spins, hesitate

Maneuver 2

4 left spins, hesitate

Maneuver 3

Left circles departure, two large fast, small slow, change leads

Maneuver 4

Right circles two large fast, small slow, change leads

Maneuver 5

Run $\frac{3}{4}$'s of a large fast left circle, run down side past center marker, right rollback

Maneuver 6

Run around end of arena, run down side past center marker, left rollback

Maneuver 7

Run around end of arena, run down side past center marker, stop, backup, hesitate

PATTERN 7

Maneuver 1

Run down middle past end marker, left rollback

Maneuver 2

Run down middle past opposite end marker, right rollback

Maneuver 3

Run down middle past center marker, stop, backup, hesitate

Maneuver 4

4 right spins, hesitate

Maneuver 5

4 $\frac{1}{4}$ left spins, hesitate

Maneuver 6

Right circles departure, two large fast, small slow, change leads

Maneuver 7

Left circles two large fast, small slow, change leads

Maneuver 8

Run $\frac{3}{4}$'s of a large fast right circle, run down side past center marker, stop, hesitate

PATTERN 8

Maneuver 1

4 left spins, hesitate

Maneuver 2

4 right spins, hesitate

Maneuver 3

Right circles departure, large fast, small slow, large fast, change leads

Maneuver 4

Left circles large fast, small slow, large fast, change leads

Maneuver 5

Run $\frac{3}{4}$'s of a large fast right circle, run down side past center marker, left rollback

Maneuver 6

Run around end of arena, run down side past center marker, right rollback

Maneuver 7

Run around end of arena, run down side past center marker, stop, backup, hesitate

PATTERN 9

Maneuver 1

Run down middle past center marker, stop, backup, hesitate

Maneuver 2

4 right spins, hesitate

Maneuver 3

4 $\frac{1}{4}$ left spins, hesitate

Maneuver 4

Left circles departure, small slow, two large fast, change leads

Maneuver 5

Right circles small slow, two large fast, change leads

Maneuver 6

Run $\frac{3}{4}$'s of a large fast left circle, run down side past center marker, right rollback

Maneuver 7

Run around end of arena, run down side past center marker, left rollback

Maneuver 8

Run around end of arena, run down side past center marker, stop, hesitate

PATTERN 10

Maneuver 1

Run down middle past center marker, stop, backup, hesitate

Maneuver 2

4 right spins, hesitate

Maneuver 3

4¼ left spins, hesitate

Maneuver 4

Right circles departure, two large fast, small slow, change leads

Maneuver 5

Left circles small slow, two large fast, change leads

Maneuver 6

Run ¾'s of a large fast right circle, run down side past center marker, left rollback

Maneuver 7

Run around end of arena, run down side past center marker, right rollback

Maneuver 8

Run around end of arena, run down side past center marker, stop, hesitate

PATTERN 11

Maneuver 1

4 left spins, hesitate

Maneuver 2

4 right spins, hesitate

Maneuver 3

Right circles—departure, small slow, two large fast, change leads

Maneuver 4

Left circles—small slow, two large fast, change leads

Maneuver 5

Continue around previous circle to the right. At the top of the circle, run down the middle past end marker, right rollback

Maneuver 6

Run down middle past the opposite end marker, left rollback

Maneuver 7

Run down middle past center marker, stop, backup, hesitate

PATTERN 12

Maneuver 1

Run down middle past center marker, stop, backup, hesitate

Maneuver 2

4 right spins, hesitate

Maneuver 3

4¼ left spins, hesitate

Maneuver 4

Left circles departure, two large fast, small slow, change leads

Maneuver 5

Right circles two large fast, small slow, change leads

Maneuver 6

Run ¾'s of a large fast left circle, run down side past center marker, right rollback

Maneuver 7

Run around end of arena, run down side past center marker, left rollback

Maneuver 8

Run around end of arena, run down side past center marker, stop, hesitate

PATTERN 13

Maneuver 1

Left circles departure, large fast, small slow, stop, hesitate

Maneuver 2

4 left spins, hesitate

Maneuver 3

Right circles departure, large fast, small slow, stop, hesitate

Maneuver 4

4 right spins, hesitate

Maneuver 5

Depart left lead, figure eight, change leads

Maneuver 6

Run ¾'s of a large fast left circle, run down side past center marker, right rollback

Maneuver 7

Run around end of arena, run down side past center marker, left rollback

Maneuver 8

Run around end of arena, run down side past center marker, stop, backup, hesitate

PATTERN 14

Maneuver 1

4 left spins, hesitate

Maneuver 2

4 right spins, hesitate

Maneuver 3

Right circles departure, two large fast, small slow, change leads

Maneuver 4

Left circles two large fast, small slow, change leads

Maneuver 5

Run $\frac{3}{4}$'s of a large fast right circle, run down side past center marker, left rollback

Maneuver 6

Run around end of arena, run down side past center marker, right rollback

Maneuver 7

Run around end of arena, run down side past center marker, stop, backup, hesitate

PATTERN 15

Maneuver 1

4 right spins, hesitate

Maneuver 2

4 left spins, hesitate

Maneuver 3

Left circles departure, large fast, small slow, large fast, change leads

Maneuver 4

Right circles large fast, small slow, large fast, change leads

Maneuver 5

Run $\frac{3}{4}$'s of a large fast left circle, run down side past center marker, right rollback

Maneuver 6

Run around end of arena, run down side past center marker, left rollback

Maneuver 7

Run around end of arena, run down side past center marker, stop, backup, hesitate

PATTERN 16

Maneuver 1

Run down middle past center marker, stop, backup, hesitate

Maneuver 2

4 left spins, hesitate

Maneuver 3

4¼ right spins, hesitate

Maneuver 4

Right circles departure, two large fast, small slow, change leads

Maneuver 5

Left circles two large fast, small slow, change leads

Maneuver 6

Run ¾'s of a large fast right circle, run down side past center marker, left rollback

Maneuver 7

Run around end of arena, run down side past center marker, right rollback

Maneuver 8

Run around end of arena, run down side past center marker, stop, hesitate

PATTERN 17

Maneuver 1

Left circles departure, large fast, small slow, stop, hesitate

Maneuver 2

4 left spins, hesitate

Maneuver 3

Right circles departure, large fast, small slow, stop, hesitate

Maneuver 4

4 right spins, hesitate

Maneuver 5

Depart left lead, figure eight, change leads

Maneuver 6

Run ¾'s of a large fast left circle, run down side past center marker, right rollback

Maneuver 7

Run around end of arena, run down side past center marker, left rollback

Maneuver 8

Run around end of arena, run down side past center marker, stop, backup, hesitate

PATTERN 18

Maneuver 1

Left circles departure, two large fast, small slow, stop, hesitate

Maneuver 2

4 left spins, hesitate

Maneuver 3

Right circles departure, two large fast, small slow, stop, hesitate

Maneuver 4

4 right spins, hesitate

Maneuver 5

Depart left lead, figure eight, change leads

Maneuver 6

Run $\frac{3}{4}$'s of a large fast left circle, run down side past center marker, right rollback

Maneuver 7

Run around end of arena, run down side past center marker, left rollback

Maneuver 8

Run around end of arena, run down side past center marker, stop, backup, hesitate

PATTERN A

(FOR USE WITH 10 & UNDER SHORT STIRRUP AND PARA-REINING ONLY)

Maneuver 1

Left circles—stop, hesitate

Maneuver 2

2 left spins—hesitate

Maneuver 3

Right circles—stop, hesitate

Maneuver 4

2 right spins—hesitate

Maneuver 5

Run around end of arena, run down right side past the center marker, right rollback

Maneuver 6

Run around end of arena, run down left side past the center marker, stop, back up, hesitate.

PATTERN B
(FOR USE WITH 10 & UNDER SHORT STIRRUP AND
PARA-REINING ONLY)

Maneuver 1

Run around the end of the arena, run down the left side past center marker, right rollback

Maneuver 2

Run around end of arena, run down right side past center marker, left rollback

Maneuver 3

Left circles, one large fast and one small slow, stop at center, hesitate

Maneuver 4

3 spins left, hesitate

Maneuver 5

Right circles, one large fast and one small slow, stop at center, hesitate

Maneuver 6

3 spins right, hesitate

Maneuver 7

Begin large fast circle to left at the top of the circle, run down the center of arena past center marker, stop. Back up at least 10 feet, hesitate

A. SCORING

(1) The NRHA requires that the score for each run be reflected on a maneuver by maneuver and penalty by penalty basis utilizing a scribe and an NRHA score sheet. This score sheet represents a judge's report to an exhibitor of how a score was derived, and it is critical that this report to the exhibitor be accurate.

(2) In the name of accuracy, it is important that the judge not average scores for maneuvers (i.e., a $+1/2$ spin and a $-1/2$ spin = two 0 spins, etc.). A judge must, at the completion of each maneuver, evaluate the maneuver on the scale listed below as an individual component of the entire run.

(3) In keeping with this practice, it is also critically important that a judge not average penalties into maneuver scores. Penalties are evaluated on a separate criteria than maneuver scores and should not at any time be combined with maneuver scores (i.e., a $+1/2$ spin with a $1/2$ point over spin penalty does not = a 0 maneuver score). It is also important for a judge not to allow a penalty to adversely affect the scoring of the maneuver, unless the quality was truly affected.

(4) One key element in accurately describing the scoring of the entire run to the exhibitor is the judge's scribe. It is management's responsibility to supply a scribe at every official NRHA event; however, it is the judge's responsibility to ensure that

the scribe is properly trained prior to beginning the first run of the day. The judge must confirm that the scribe understands the fundamentals of recording both maneuver scores and penalty scores. It is recommended that judges verify that the addition of the maneuver scores and penalties is correct at the completion of the run. As part of the training process for the scribe, the judge should make certain that his/her communications are clear to the scribe. To ensure this clear communication, the judge and scribe should agree upon a method of speaking, so that maneuver scores and penalty scores are not confused (i.e., a judge will say a number for a maneuver score and will say “penalty” and a number for a penalty, thus allowing the scribe to place the appropriate score in the appropriate box on the score sheet). Scribes should be advised to record all scores and penalties in fractions as opposed to decimals to prevent errors in tabulating the final scores. If for any reason a judge does not believe that a scribe is competent, he/she should ask show management to replace the scribe immediately. An example of a correctly completed score sheet is illustrated in Figure #8 of this guide. Judges must sign every completed score sheet.

B. MANEUVER SCORES

(1) As described earlier in this guide, the NRHA has divided each pattern into sets of maneuvers. It is the judge’s responsibility to evaluate these maneuver groups individually and rate each maneuver group on the following scale:

-1½	Extremely Poor
-1	Very Poor
-½	Poor
0	Correct
+½	Good
+1	Very Good
+1½	Excellent

(2) In evaluating a maneuver, a judge should consider the horse’s performance based on the following hierarchy of concerns:

(a) On pattern: The judge must ensure that the maneuver being performed by horse and rider is the correct maneuver as dictated by pattern.

(b) Correctness: Having ascertained that the horse and rider are performing the maneuver required by the pattern, the judge must then ascertain whether the maneuver is being executed correctly. In this regard, the judge must evaluate the performance of the maneuver against the requirements of the maneuver descriptions listed in this guide. In each group of maneuvers, the judge must ascertain that the horse has been dictated to completely and the basic elements of the maneuver have been fulfilled regardless of the degree of difficulty. In the instance where horse and rider have failed to correctly perform the maneuver, the judge will deduct for a

substandard performance. This deduction ranges from $-\frac{1}{2}$ to $-1\frac{1}{2}$ for the maneuver.

(c) Degree of difficulty: Having ascertained that the horse and rider are on pattern and have performed the maneuver group correctly, a judge must evaluate the degree of difficulty in completing the maneuver. In the instance where the horse has correctly performed the maneuver and has exhibited some degree of difficulty, a judge will assess the degree of difficulty on a scale of $+\frac{1}{2}$ to $+1\frac{1}{2}$. Credit for degree of difficulty should be given for using smoothness, finesse, attitude, quickness, authority and controlled speed while completing a correct maneuver.

(3) It is recommended that a judge use the same scale for evaluating a maneuver, regardless of the level of competition at an NRHA event and regardless of ground and other conditions. When utilizing the above scoring methodology, it is critically important that a judge evaluate the entire maneuver group. For example, in maneuver six of pattern eight, a judge is required to evaluate all of the following:

- (a)** the run around the end of the arena
- (b)** the approach to the stop
- (c)** the stop
- (d)** the rollback
- (e)** the exit from the rollback

(4) An over emphasis of any component of the maneuver group will cause an inaccurate maneuver score.

(5) It should be noted when applying the previously described hierarchy, that during the various components of a maneuver group, a horse and rider may exhibit varying degrees of correctness and difficulty. Incorrect form, a particular component of the maneuver group does not disqualify the horse and rider from correcting the form, therefore being eligible for credit depending on degree of difficulty. For example, a horse that begins a spin incorrectly for one revolution then corrects the form and achieves a high degree of difficulty in the last three rotations would receive a score for the maneuver combining a minus score for the first rotation and a plus score for the final three rotations. Judges are required to generate a maneuver score that accurately reflects the combined correctness and degree of difficulty of the various components of a maneuver group.

C. MISCONDUCT/RE-RIDES

(1) In order to ensure that each and every exhibitor has the unconditional attention of the judge, it is imperative that the judges be allowed to concentrate on the performance of an exhibitor. In this regard, a judge must ensure that show management has provided an environment which provides for said concentration. Should any exhibitor(s) or person(s) in proximity to the show arena conduct him/her self in a manner distracting to the judge, he/she should not continue evaluating horses

until the distraction has been removed by show management.

(2) If the conduct of any exhibitor is disrespectful to a judge, the judge has the right to refuse judging the exhibitor for the remainder of the show, and may request show management remove the exhibitor from the show grounds.

(3) If an unavoidable circumstance (i.e., a fault suddenly appearing in the arena, an unpredictable major distraction to the horse, etc.) disrupts a horse and rider's pattern, the judge may allow for a re-ride. In the event a judge believes that a re-ride is warranted, he/she will ask his/her scribe to inform show management immediately upon completion of the pattern. In the case where a horse was able to complete the pattern, but a re-ride was warranted, the score should be held until the rider decides whether to exercise the re-ride option. An exhibitor who has been allowed the option of a re-ride may at his/her option:

(a) not re-ride the pattern, and be awarded the score for their original ride, **OR**

(b) re-ride the pattern in an order of go dictated by show management in consultation with judge(s), and accept the score for the second run only. A horse should never be required to rerun immediately following the original run. Rather, a sufficient amount of time should be given for the horse to rest (approximately 5 minutes). This should prevent a horse from being exhibited while in a fatigued condition.

(4) Show management, the NRHA Representative and the exhibitor have no right to petition a judge for a re-ride. Any re-ride must be entirely at the judge's prerogative.

D. REPORTS/CONDUCT

(1) Any person assuming the responsibilities of an NRHA judge is acting at all times as an NRHA official. A judge's conduct on and off the show ground must be exemplary and a reflection of the standards required by the National Reining Horse Association. A judge's judging privileges may be removed by the NRHA at any time for conduct not considered to reflect favorably upon the National Reining Horse Association.

(2) In the capacity of an official of the NRHA, it is a judge's responsibility to ensure that all deviations from NRHA standards by exhibitors or show management be noted on the NRHA representative's report. This report should include any and all examples of unprofessional conduct by exhibitors, any insufficiencies or inequities by show management, unsportsmanlike conduct by any individual, and report inhumane treatment of a horse either during exhibition or on the show grounds. It is important that a judge be aware of whom the NRHA representative is and communicates with this individual before and after the show to ensure the NRHA representative's report includes any and all concerns of the judge.

(3) When a judge agrees to officiate at an NRHA event, he/she is

responsible as an official of the NRHA for ensuring that all contractual obligations with show management are both explicit and fulfilled. Any miscommunication between show management and a judge will be deemed by NRHA to be a judge's responsibility. When a judge agrees to officiate an NRHA event, it becomes his/her responsibility to ensure the obligation is fulfilled. If a judge is unable to fulfill the obligation, it is his/her responsibility to ensure that a qualified replacement judge is available under terms suitable to the management of the event. Judges are also required to notify the NRHA office of said change.

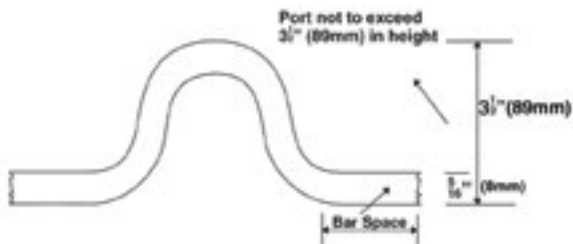
(4) In order to fully utilize training and judging methodologies, it is imperative that all NRHA judges ensure they arrive to officiate an NRHA event in a physically well condition (i.e., well rested, prepared, on time, etc.). Judge(s) shall not appear on the show grounds more than one (1) hour prior to the scheduled start of the show unless as directed by show management.

(5) The NRHA is committed to providing its membership with the best possible judging at all levels of competition. In order to ensure this, the Association has and will continue to provide comprehensive judges applicant seminars and schools at a low cost to the individual participant in key areas throughout the reining world. The NRHA Judges Committee encourages feedback from judges, and any comments that might assist the Committee to ensure that all judging is of world class caliber.

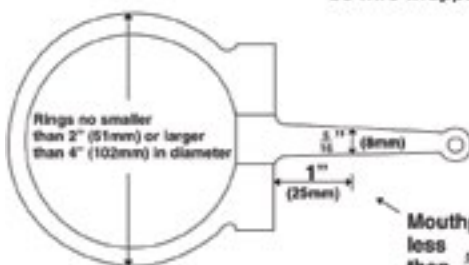


**THIS
RIGHT
HERE
IS REINING
NRHA**

Figure #1 - Bit Measurements



Mouthpiece bar space no less than $\frac{1}{16}$ " (8mm) in diameter, and must not be wire wrapped



Mouthpiece no less than $\frac{5}{16}$ " (8mm), measured 1" (25mm) from the cheek, constructed from smooth round material

Measured from the inside bottom of the top ring

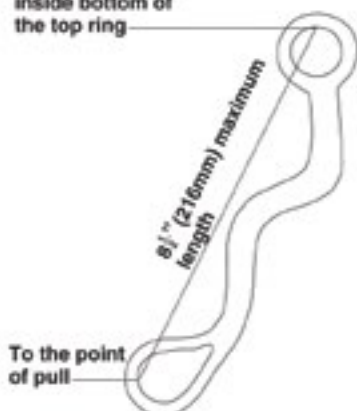


Figure #2 - Bit Measurements

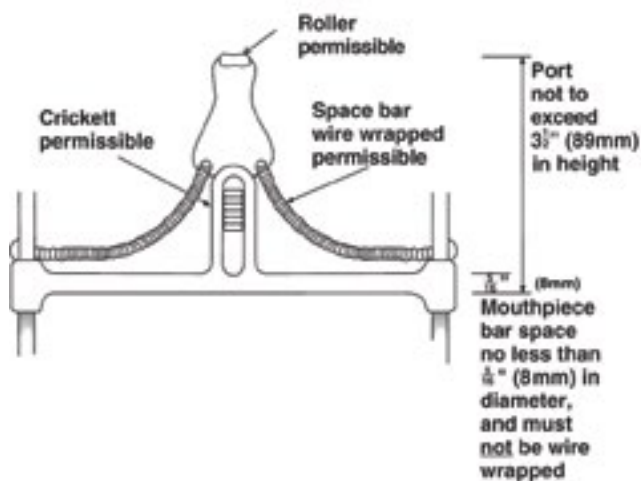
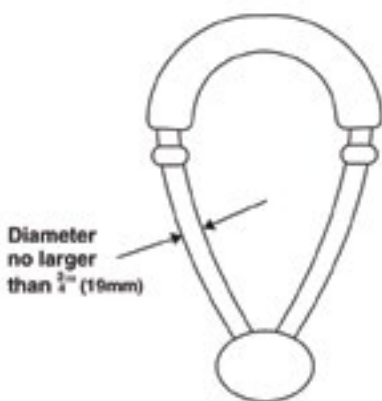


Figure #3A - Over/Under Spin

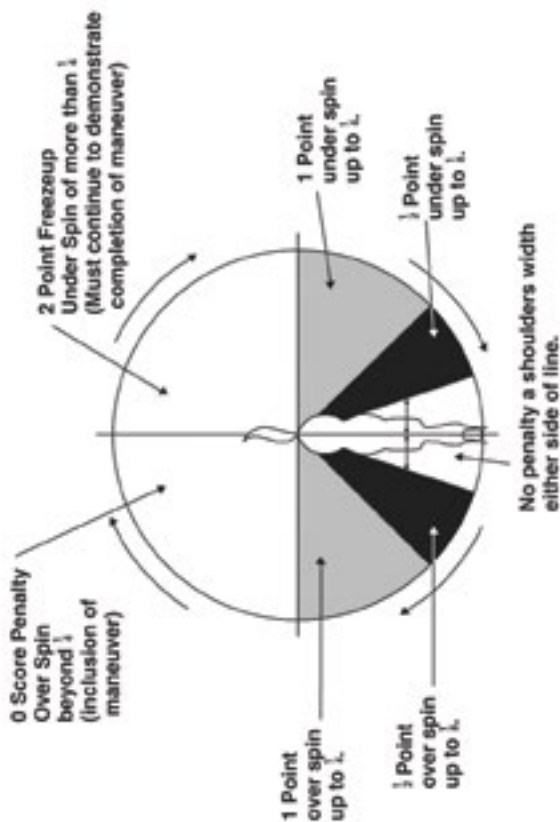
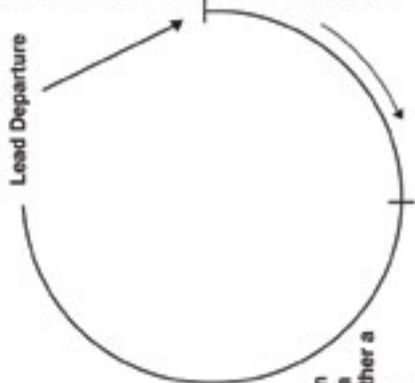


Figure #3B - Lead Departure



Stopping in the first $\frac{1}{4}$ circumference of a circle after a center departure is NOT to be considered an inclusion on a maneuver, rather a break of gait penalty shall apply.

Figure #4 - Out of Lead/Delayed Change

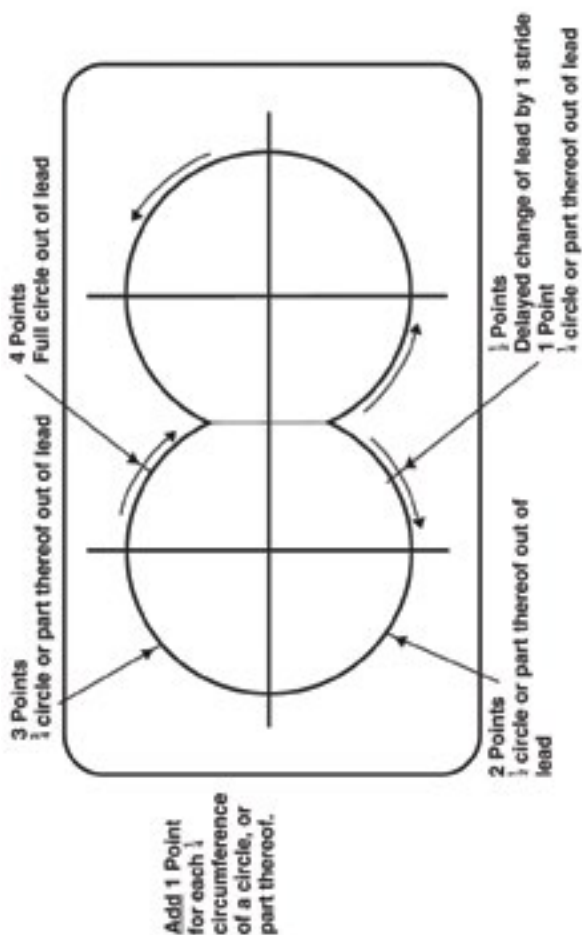


Figure #5 - Jogging

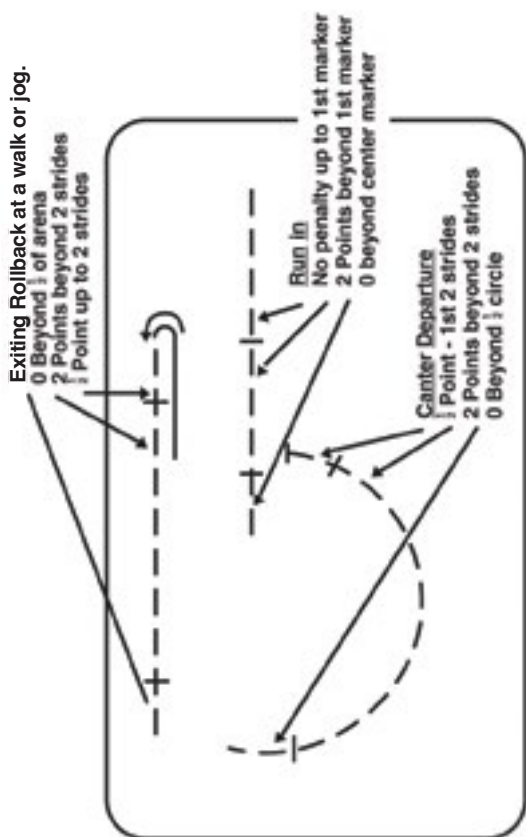


Figure #6 - Out of Lead on Run-around

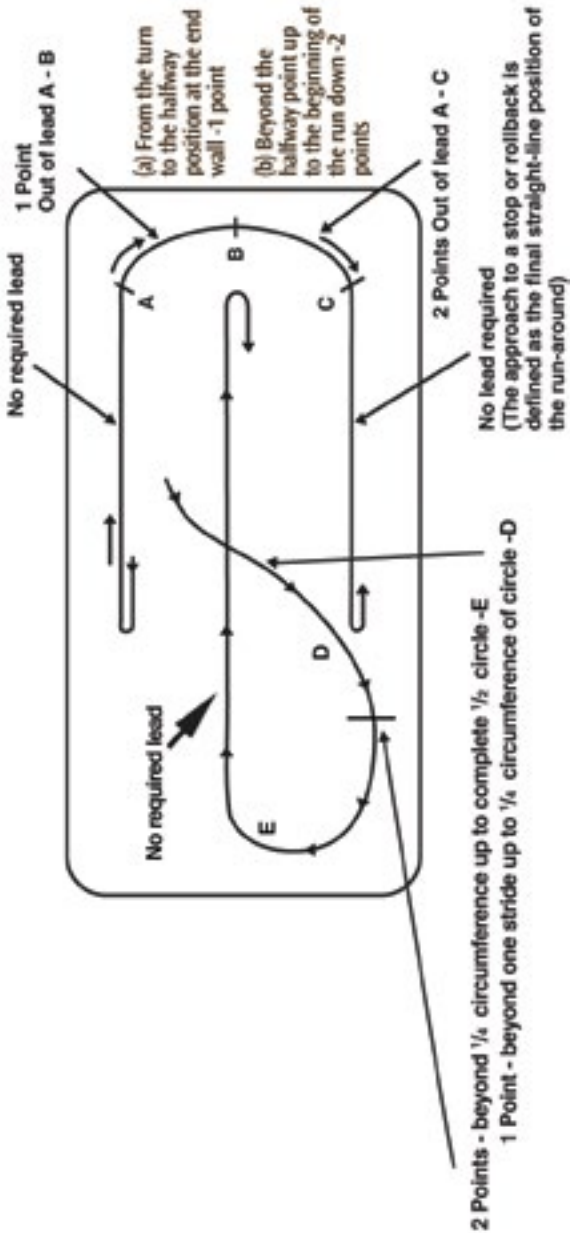


Figure #7 - Out of Lead on Partial Circle Leading to Run-down

Add 1 point for each 1/4 circumference of a circle, or part thereof.

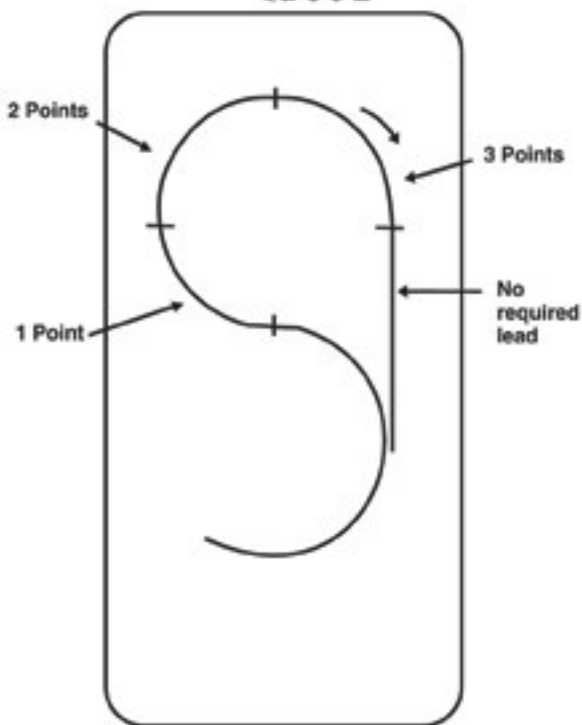


Figure #8 - Sample Score Sheet

NCHA JUDGES SCORE CARD

Event _____ Date _____ Class _____ Pattern 4

MANEUVER SCORES: -1½ Extremely Poor, -1 Very Poor, -½ Poor, 0 Correct, +½ Good, +1 Very Good, +1½ Excellent

MANEUVER DESCRIPTION	1	2	3	4	5	6	7	8	REQUALITY TOTAL	SCORE
1 256	0	+½	+½	-½	0	+½	+½	+½	1½	70½
2 143	-½	0	-1	-½	0	+½	0	0	0	0
3 210	+½	+½	+1	½	0	+½	+1	+½	1	75
4 178										
5 120										

Figure #9 - Sample Freestyle Score Sheet

Event _____ Date _____ Class Freestyle

MANEUVER SCORES: -1½ Extremely Poor, -1 Very Poor, -½ Poor, 0 Correct, +½ Good, +1 Very Good, +1½ Excellent

ARTISTIC SCORES: (+, 0, -) for Choreography, Originality, Musicality and Presentation & Balance.

DRAW	EXH#	PENALTY	MANEUVER DESCRIPTION								ARTISTIC C O M P	SCORE	
			1	2	3	4	5	6	7	8			
1	256		+½	0	+½	0	+½	+½	+½	0	+½	0	73
		Required Score	0	0	0	0	0	0	0	0	0	0	
		Additional Maneuvers	0	0	0	0	0	0	0	0	0	0	
		SCORE	+½	0	+½	0	+½	+½	+½	+½	+½	+00	73

DRAW	EXH#	PENALTY	MANEUVER DESCRIPTION								ARTISTIC C O M P	SCORE	
			1	2	3	4	5	6	7	8			
2	307		0	-½	0	0	0	-½	0	-½	0	2	64½
		Required Score	0	0	0	0	0	0	0	0	0	0	
		Additional Maneuvers	-½	-½	0	0	0	-½	0	-½	-½	-½	
		SCORE	-½	-½	0	0	0	-½	-½	-½	-½	-00	64½

DRAW	EXH#	PENALTY	MANEUVER DESCRIPTION								ARTISTIC C O M P	SCORE	
			1	2	3	4	5	6	7	8			
		Required											
		SCORE											

DRAW	EXH#	PENALTY	MANEUVER DESCRIPTION								ARTISTIC C O M P	SCORE	
		Required											
		SCORE											

NRHA Statement of Policy 12-08-30

Visit nrha.com/eligibility
for current Eligibility Policies.

For Oceania, Mexico and European eligibility,
visit nrha.com/eligibility.



NOW IT'S EASY TO FIND A PRO!

- Learn more about a Professional's business and training standards
- Search by a variety of training and lesson types
- A trusted resource that includes industry credentials and more

NRHA.COM/FINDAPRO

NRHA HOME YOUTH FOUNDATION BENEVOLENCE MAGAZINE SHOP SIGN IN
ASSOCIATION SHOW NEWS RESOURCES SPONSORS CONTACT

Find an NRHA Professional!

Use this easy search tool to find an NRHA Professional that meets your needs!

Search by name

Filter all NRHA Professionals to find just what you are looking for:

State Country Type of Student Request
 Type of Professional Professional(s)

This website is meant to be a resource only. NRHA is not verifying any NRHA professional and cannot be held liable or responsible. Locations are provided for your convenience and may change in address and professional status on a regular basis. Please call or email a Professional for alternative meeting locations or driving directions. For more information, please visit us at nrha.com.



#SLIDEOFYOURLIFE • 405-946-7400 • NRHA.COM

NATIONAL REINING HORSE ASSOCIATION HALL OF FAME INDUCTEES

Year	Name	Year	Name
1986	Dale Wilkinson	2007	Keith Bradley
1987	None	2008	Dr. Jim Morgan, DVM Mr Gun Smoke Taris Little Vintage Miss Okie Too American Quarter Horse Assn
1988	R.D. Baker Stretch Bradley Bill Garvey Paul Horn Mickie Glenn Continental King	2009	Roger Brazeau Mike Florida Custom Crome Mega Ditto
1989	C.T. Fuller Kaye Potts Joe Cody	2010	Jack Brainard John Hoyt Rest Stop Nu Chex To Cash
1990	Guy Gauthier Paul Schuh Clayton Woosley Enterprise Lady Glenda Echols	2011	Shawn Florida Bob Kiser Mandy McCutcheon Ronnie Sharpe Boomernic Collena Chic Olena Shining Spark Wimpys Little Step
1991	High Proof	2012	Wimpys Little Chic
1992	Banker Bar Leo Mr Doin Good Hollywood Smoke Bob Anthony Bill Horn Bob Loomis Jim Willoughby	2013	Carol Trimmer Rick Weaver
1993	Cee Leo Step Hollywood Jac 86 Miss White Trash Dick Pieper	2014	Colleen McQuay
1994	John Snobelen Clark Bradley	2015	Terry Thompson Miss Tinseltown Smart Spook
1995	Cee Blair Sailor Great Pine	2016	Don Motsenbocker Princess In Diamonds Ebony Shines Magnum Chic Dream
1996	Diamonds Sparkle Topsail Cody Trashadeous	2017	Carol Rose Rosanne Sternberg Smart Like Juice
1997	Be Aech Enterprise Nifty Jodieann	2018	Vaughn Zimmerman* Bill Bradley Dun It For Chex
1998	Great Simon Sez Mr Feelin Good	2019	Roberto Cuoghi Claudio Risso Snip O Gun
1999	None	2020	Sally Brown Jerry Kimmel
2000	Dr. Tim Bartlett Richard Greenberg Tim McQuay Hollywood Dun It	2021	Doug Carpenter Jose Vazquez
2001	Frank Costantini, Jr.	2022	Albert "Dutch" Chapman Jim & Pat Warren Spooks Gotta Whiz
2002	Miss Cee Blair	2023	Robert "Bob Mac" McDonnell Dell Hendricks Gunnatrashya
2003	Linda Matthews Dodsons Little Star Gunner Topsail Whiz	2024	Snow Gun Wind Her Up Chic Wind Her Up Shiner
2004	Eleuterio Arcese Pat Feuerstein Charles Smith Dick & Barb Waltenberry Smart Chic Olena	2025	Cheryl Cody Best Stop Chexanicki
2005	Clint Haverty		
2006	Rocky Dare Doug Milholland		

** Awarded in previous year*



3021 W. Reno Ave. | Oklahoma City, Oklahoma 73107