

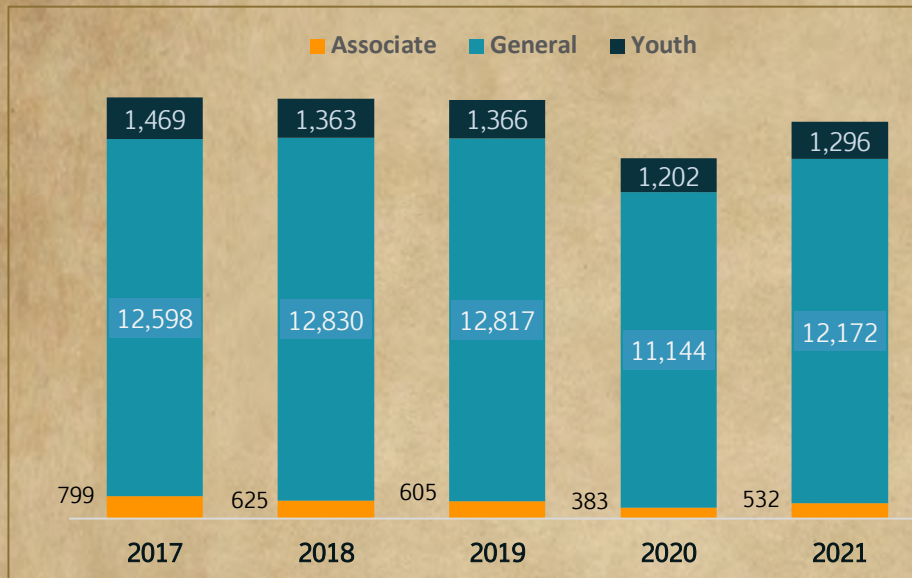


# STATISTICS OVERVIEW

## 2021

# NRHA Membership Types

## WORLDWIDE MEMBERSHIP



Non Pro	
2017	8,978
2018	8,926
2019	8,629
2020	8,257
2021	8,841

Professionals	
2017	1,739
2018	1,827
2019	1,822
2020	1,643
2021	1,833

Worldwide Membership					
	2017	2018	2019	2020	2021
Associate	799	625	605	383	532
General	12,598	12,830	12,817	11,144	12,172
Youth	1,469	1,363	1,366	1,202	1,296
Total	14,886	14,818	14,788	12,729	14,000

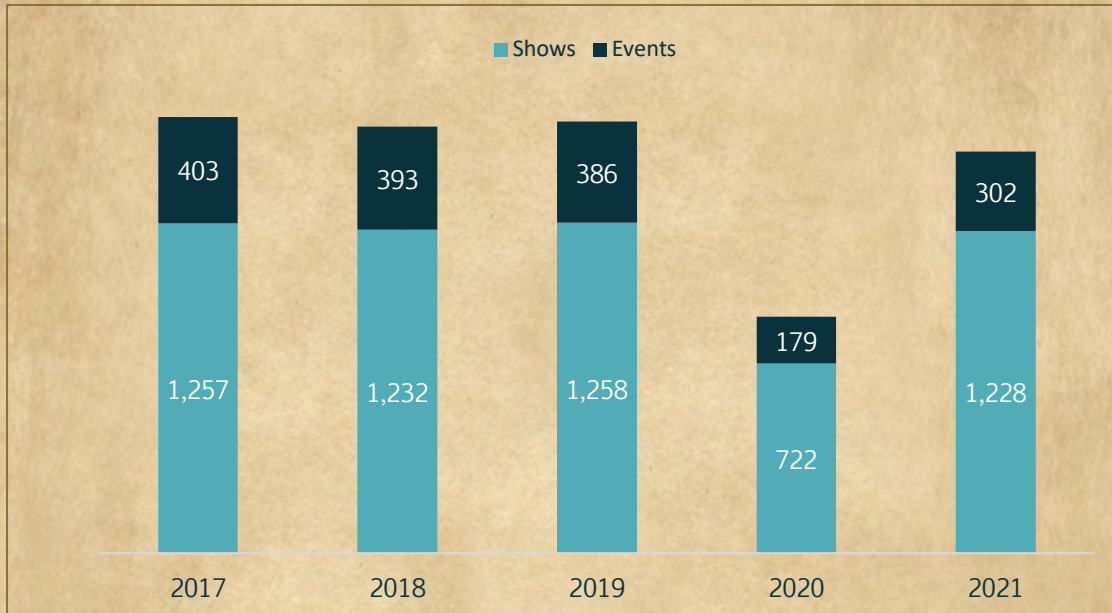
Canada					
	2017	2018	2019	2020	2021
Associate	35	36	38	23	40
General	969	972	930	661	834
Youth	115	113	106	66	89
Total	1,119	1,121	1,074	750	963

USA					
	2017	2018	2019	2020	2021
Associate	565	472	472	300	380
General	7,433	7,475	7,385	6,886	7,335
Youth	927	841	857	850	880
Total	8,925	8,788	8,714	8,036	8,595

International					
	2017	2018	2019	2020	2021
Associate	199	117	75	60	112
General	4,196	4,383	3,661	3,597	4,003
Youth	427	409	316	286	327
Total	4,822	4,909	4,052	3,943	4,442



## NRHA Approved Shows & Events



### Worldwide

	Shows	Events
2017	1,257	403
2018	1,232	393
2019	1,258	386
2020	722	179
2021	1,228	302

### Entry Level USA

	Shows	Events
2017	275	178
2018	275	174
2019	269	164
2020	234	140
2021	268	156

### Canada

	Shows	Events
2017	128	37
2018	130	36
2019	118	32
2020	43	8
2021	79	17

### Entry Level Canada

	Shows	Events
2017	28	19
2018	35	23
2019	33	22
2020	14	9
2021	23	15

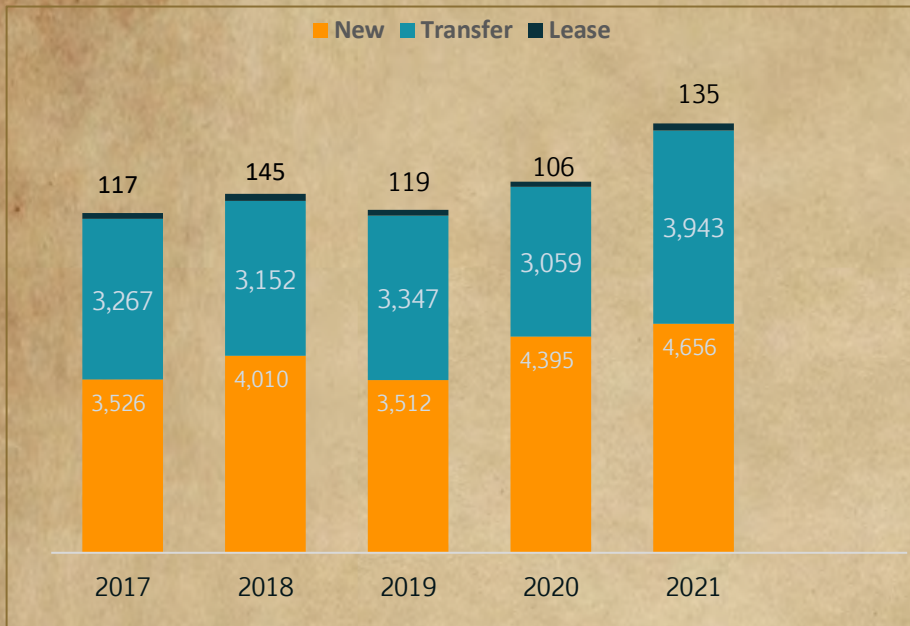
### International

	Shows	Events
2017	289	149
2018	270	143
2019	295	152
2020	141	62
2021	314	120

### Entry Level International

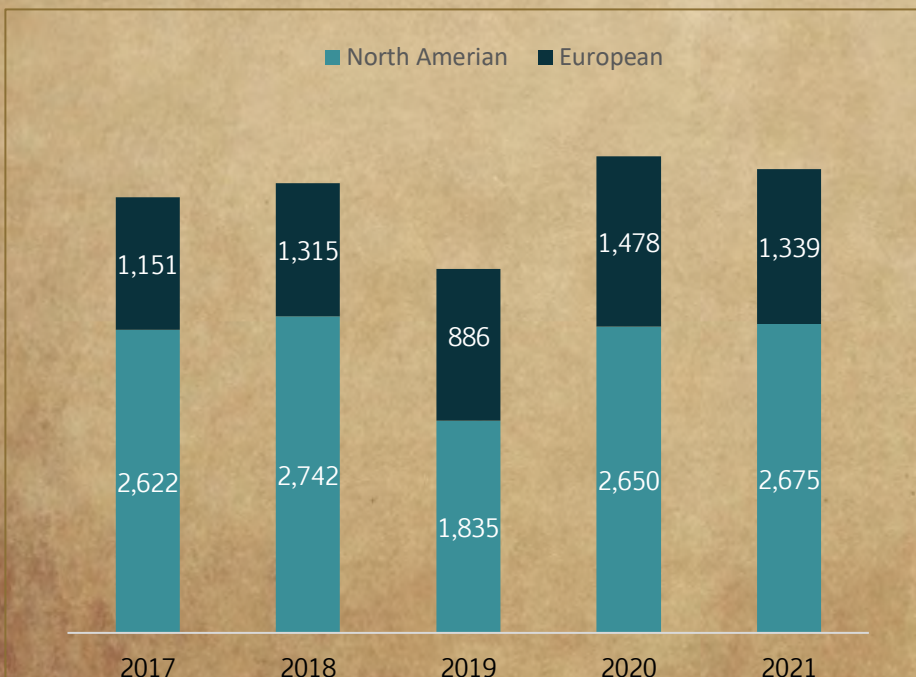
	Shows	Events
2017	51	45
2018	44	38
2019	31	27
2020	24	15
2021	59	46

## NRHA Competition Licenses



	New	Transfer	Lease
2017	3,526	3,267	117
2018	4,010	3,152	145
2019	3,512	3,347	119
2020	4,395	3,059	106
2021	4,656	3,943	135

## NRHA Nominations



\*Nominations completed weanling year.

\*As of February 2021

	N.A.	European
2017	2,622	1,151
2018	2,742	1,315
2019	1,835	886
2020	2,650	1,478
2021	2,675	1,339

	EU Option	N.A. Option
2017	453	53
2018	473	44
2019	365	10
2020	380	86
2021	430	71



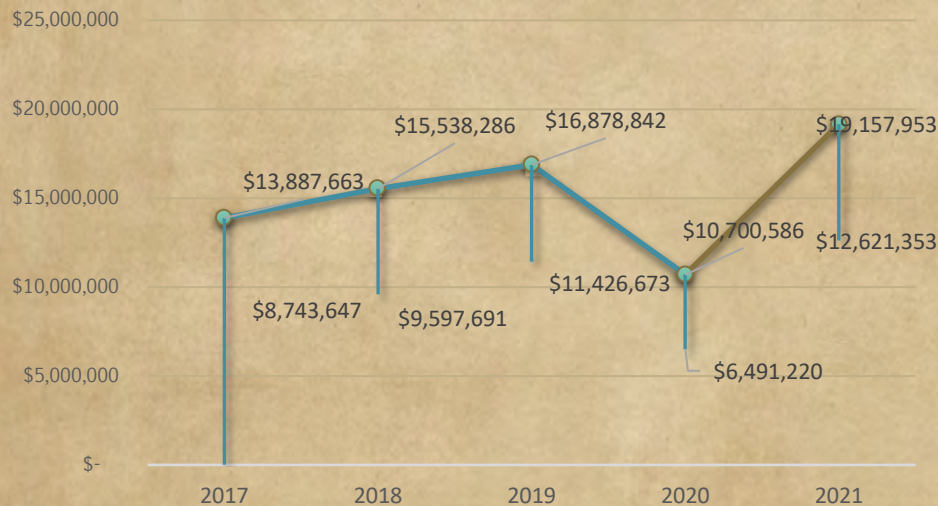
# NRHA Payout & Entry Statistics

	Added Money	Money Won
2017	\$8,743,647	\$13,887,663
2018	\$9,597,691	\$15,538,286
2019	\$11,426,673	\$16,878,842
2020	\$6,491,220	\$10,700,586
2021	\$12,621,353	\$19,157,953

## Entry Level/Ride & Slide (Cat. 10)

2017	8,891
2018	9,100
2019	9,342
2020	6,031
2021	10,465

## Total Added Money & Money Won



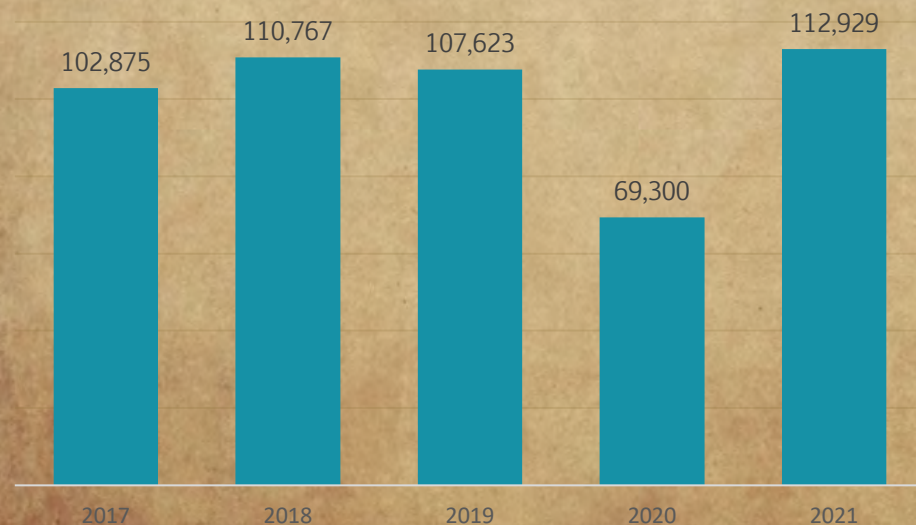
## Aged Events Entries (Cat. 2 & 6)

2017	23,311
2018	26,983
2019	26,722
2020	18,019
2021	28,959

## Affiliate Entries (Cat. 7)

2017	2,657
2018	2,577
2019	2,531
2020	4,822
2021	4,388

## Total Annual Entries



## Unique Horses Shown

2017	9,817
2018	10,062
2019	9,651
2020	7,844
2021	10,211

## NRHA Animal Welfare and Medications Program - 5-Year-Statistics

North American					
	2017	2018	2019	2020	2021
Events Tested	17	20	22	5	10
Days Tested	19	25	29	6	14
Tests	168	186	247	50	131
Positive	11	16	17	10	24
Positive - Controlled	9	12	13	9	21
Positive - Forbidden	2	4	4	1	3

European					
	2017	2018	2019	2020	2021
Events Tested	15	15	19	3	17
Days Tested	23	38	38	6	41
Tests	79	96	102	15	100
Positive	2	0	0	0	1
Positive - Controlled	0	N/A	N/A	N/A	1
Positive - Forbidden	2	N/A	N/A	N/A	N/A

5 Year - North American	Total
Events Tested	74
Days Tested	93
Tests	782
Positive	78
Positive - Controlled	64
Positive - Forbidden	14

5 Year - European	Total
Events Tested	69
Days Tested	146
Tests	392
Positive	3
Positive - Controlled	1
Positive - Forbidden	2

**Examples of Substances** - *A larger list can be found at [nrha.com/welfare](http://nrha.com/welfare)*

Controlled - Overage of an allowed NSAID (*such as phenylbutazone (Bute®) or flunixin meglumine (Banamine®)*), cetirizine, guaifenesin, etc.

Forbidden - clenbuterol, chlorpromazine, cannabidiols, fluphenazine, fluoxetine, guanabenz acetate, lidocaine, reserpine, xylazine, etc.

### Medications Testing Volume & Budget

Information on the testing budget and statistics are important for members to be aware of the volume of testing and trends. The program was created to deter the use of forbidden substances, and as penalties increase and testing expands, NRHA hopes to see continued improvements resulting in the decline of positive tests.

North American testing is funded by a \$7/event/horse fee. These funds go into a budget for testing. Based on this income, the number of testing events and tests performed is determined to utilize these funds.

European testing is funded with a 25€ /event/horse fee for events with \$15,000 or more added in Europe. It is recommended, for every 20 horses that 1 horse be tested.

